

Long lasting, compact products with anti-vandalism features, the recessed range can be installed in all types of gypsum, concrete and brick. All products are front serviced for fast and easy routine maintenance.

1 RECESSED DOUBLE ROLL DISPENSER

Vandal resistant construction with theft proof spindles.
Also available in dual access partition mounted version - not shown.
Wall opening W160 H310 D85.

LR78CS Satin.

Dual access partition mounted version **LR7DCS** Satin.



1 Satin

2 COUNTER TOP MOUNTED PAPER TOWEL DISPENSER & WASTE RECEPTACLE

Can be supplied as individual components.
Loaded by pushing towels through hinged dispensing flaps.
Provided with waste receptacle to go under unit.
Counter opening W320 H340.

LR38CS Satin.

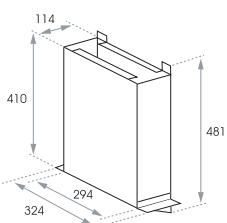
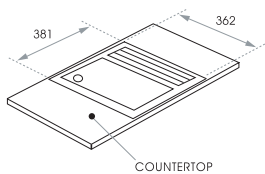
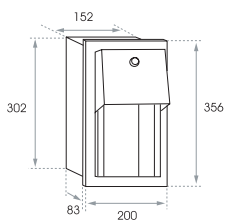
3 RECESSED PAPER TOWEL DISPENSER

Designed to be fixed behind mirror or wall.
Dispenses 600-800 hand towels only the towel tray is visible.
Paper towels are loaded through towel tray.
Wall opening W300 H465 D115.

LR88CS Satin.



2 Satin



3 Satin