






## HD 9/23 De

For independent use in areas with poor infrastructure: the HD 9/23 De diesel-powered, mobile cold water high-pressure cleaner with 230 bar pressure for high cleaning performance.



### 1 Maximum independence

- Fitted with reliable Honda or Yanmar engines for use without an external power supply.
- Can suck up water – e.g. from lakes or ponds – and use it for cleaning.

### 2 Optimum ease of use

- The ergonomic frame concept makes transport on uneven ground easier.
- Storage possibilities for all accessory parts directly on the machine.

### 3 Highly versatile

- Optional cage frame with eyelets for crane loading reliably protects the machine.
- Hose reel attachment kit for shorter set-up & finishing-off times available as an optional extra.

### 4 For the toughest jobs

- Robust basic frame for daily use in tough conditions.
- Large water filter to protect the pump.



## HD 9/23 De

- Economical diesel engine with convenient electro start
- Infinitely variable water pressure and water flow regulation with Servo Control on the high-pressure lance
- Automatic speed reduction

### Technical data

Order no.	1.187-907.0	
EAN code	4054278210582	
Working pressure	bar / MPa	40-230 / 4-23
Flow rate	l/h	400-930
Max. inlet temperature	°C	60
Motor type	L 100 V / Diesel	
Engine manufacturer	Yanmar	
Motor rating	kW / hp	6.8 / 9.3
Weight	kg	112.5
Dimensions (L × W × H)	mm	866 × 722 × 1146

### Equipment

Spray gun	EASY!Force Advanced		Motor	Diesel
High-pressure hose	m	15 / Premium quality / ID 8, 315 bar		
Spray lance	mm	1050		
Power nozzle		■		
Anti-twist system (AVS)		-		
Infinitely variable pressure and water flow regulation		■		
Electro start		■		
Quick Connect Kärcher standard nozzles		-		
Cleaning agent function		Suction		
Servo Control		■		
Vario Power spray lance		-		

■ Included in the scope of supply.



		Order no.	ID	Max. working pressure	Length	Price	Description	
<b>Standard with unions on both sides</b>								
High-pressure hose 2 x EASY!Lock DN 8, 315 bar, 10 m, ANTI!Twist	1	6.110-031.0	ID 8	315 bar	10 m		High-pressure hose (ID 8) suitable for up to 315 bar pressure. High-pressure hose with innovative EASY!Lock hand screw connection at both ends, ANTI!Twist, 10 m long.	▲
High-pressure hose 2 x EASY!Lock DN 8, 315 bar, 20 m, ANTI!Twist	2	6.110-032.0	ID 8	315 bar	20 m		High-pressure hose (ID 8), 20 m long, with time-saving and robust EASY!Lock hand screw connection at both ends. For up to 315 bar pressure.	▲
High-pressure hose 2 x EASY!Lock DN 8, 315 bar, 15 m, ANTI!Twist	3	6.110-030.0	ID 8	315 bar	15 m		15 m long high-pressure hose, ID 8, with ANTI!Twist at both ends with time-saving EASY!Lock hand screw connection.	■
<b>Longlife 400 with unions on both sides</b>								
Longlife 400 high-pressure hose, 2 x EASY!Lock, DN 8, 400 bar, 30 m, ANTI!Twist	4	6.110-023.0	ID 8	400 bar	30 m		Durable high-pressure hose with double steel reinforcement, ANTI!Twist and EASY!Lock hand screw connection at both ends. ID 8, 30 m long, for up to 400 bar pressure.	▲
Longlife 400 high-pressure hose, 2 x EASY!Lock, DN 8, 400 bar, 20 m, ANTI!Twist	5	6.110-027.0	ID 8	400 bar	20 m		High-pressure hose with ANTI!Twist, EASY!Lock hand screw connections and double steel reinforcement. 20 m long, ID 8, EASY!Lock hand screw connection at both ends.	▲
Longlife 400 high-pressure hose, 2 x EASY!Lock, DN 8, 400 bar, 15 m, ANTI!Twist	6	6.110-029.0	ID 8	400 bar	15 m		The double steel reinforcement ensures a long lifetime of this 15 m long high-pressure hose (ID 8), approved for up to 400 bar pressure hose.	▲
Longlife 400 high-pressure hose, 2 x EASY!Lock, DN 8, 400 bar, 1.5 m	7	6.110-024.0	ID 8	400 bar	1.5 m		1.5 m short high-pressure hose (ID 8). With convenient EASY!Lock hand screw connection at both ends for robust and fast connections. Durable, for up to 400 bar pressure.	□
Longlife 400 high-pressure hose, 1 x EASY!Lock, 1 x M22 x 1.5, DN 8, 400 bar, 1.5 m	8	6.110-069.0	ID 8	400 bar	1.5 m		High-pressure hose (ID 8) with double steel reinforcement, 30 m long, suitable for up to 400 bar pressure. Connectors: M 22 x 1.5, quick and convenient EASY!Lock hand screw connection.	□
Longlife 400 high-pressure hose, 2 x EASY!Lock, DN 8, 400 bar, 10 m, ANTI!Twist	9	6.110-038.0	ID 8	400 bar	10 m		Durable, 10 m long high-pressure hose (ID 8) with double steel reinforcement and EASY!Lock hand screw connection at both ends and ANTI!Twist. Approved for 400 bar pressure.	□
<b>Longlife food design with screw connections at both ends</b>								
Longlife 400 high-pressure hose, food grade, 2 x EASY!Lock, DN 8, 10 m, ANTI!Twist	10	6.110-053.0	ID 8	400 bar	10 m		With blue, non-marking and animal fat resistant outer covering: durable high-pressure hose (ID 8), 10 m long, ANTI!Twist and EASY!Lock hand screw connection at both ends.	▲
<b>Special hoses</b>								
High-pressure hose, 1 x curved EASY!Lock, 1 x M22 x 1.5, DN 8, 400 bar, 1.5 m	11	6.110-068.0	ID 8	400 bar	1.5 m		For connection to hose reels: high-pressure hose, with M 22 x 1.5 connection and curved EASY!Lock hand screw connection. 1.5 m long, suitable for up to 400 bar working pressure.	□


■ Included in the scope of supply. □ Available accessories. ▲ Extension hose.



		Order no.	Flow rate				Price	Description	
<b>Trigger guns</b>									
EASY!Force Advanced	1	4.118-005.0						Effortless, not energy-sapping: the EASY!Force high-pressure gun uses the recoil force of the high-pressure jet to reduce the holding force for the operator to zero.	■
EASY!Force conversion kit 1 - from high-pressure hose	2	4.111-050.0						For retrofitting Kärcher high-pressure cleaners with existing high-pressure hose: EASY!Force conversion kit 1 with EASY!Force high-pressure gun, spray lance and all adapters through to the nozzle.	□
EASY!Force conversion kit 2 - from machine	3	4.111-051.0						Developed for retrofitting existing high-pressure cleaners from Kärcher: EASY!Force conversion kit 2 with EASY!Force high-pressure gun, spray lance, high-pressure hose and necessary adapters.	□
EASY!Force conversion kit 3 - high-pressure gun	4	4.111-052.0						Compatible with existing high-pressure hose and spray lance: EASY!Force conversion kit 3, incl. EASY!Force trigger gun and all necessary adapters for upgrading your high-pressure cleaner.	□
<b>Servo control</b>									
Servo Control controller with EASY!Lock	5	4.118-008.0	750-1100 l/h					Water quantity and pressure regulated directly from the hand spray gun.	■
<b>Quick connect</b>									
Quick coupling	6	2.115-000.0						For fast changes between different spray lances/accessories. Perfect for Kärcher spray unit, suitable for trigger gun/spray lance interface. With M 22 x 1.5 internal thread.	□
Male coupling	7	2.115-001.0						Hardened stainless steel male coupling for quick coupling 2.115-000. With M 22 x 1.5 external thread.	□

■ Included in the scope of supply. □ Available accessories. ▲ Extension hose.





		Order no.	Max. working pressure	Length			Price	Description	
<b>Rotating spray lances</b>									
1050 mm spray pipe, rotatable	1	4.112-000.0	300 bar	1050 mm				1050 mm stainless steel lance (manual coupling) with ergonomic handle for ease of use and protection. Rotatable 360° under pressure.	■
LED nozzle light	2	2.680-002.0		125 mm				Bright, lightweight LED work light for direct mounting on spray lance of EASY!Force high-pressure gun. Better view in unfavourable lighting conditions for up to 5 working hours.	□
Spray lance, 250 mm, rotating	3	4.112-027.0	300 bar	250 mm				600 mm stainless steel lance (manual coupling) with ergonomic handle for ease of use and protection. Rotatable 360° under pressure.	□
Spray lance, 400 mm, rotatable	4	4.112-024.0	300 bar	400 mm					□
600 mm spray pipe, rotatable	5	4.112-007.0	300 bar	600 mm					□
Spray lance, 840 mm, rotating	6	4.112-006.0	300 bar	840 mm				850 mm stainless steel lance (manual coupling) with ergonomic handle for ease of use and protection. Rotatable 360° under pressure.	□
1550 mm spray pipe, rotatable	7	4.112-018.0	300 bar	1550 mm				1550 mm stainless steel lance (manual coupling) with ergonomic handle for ease of use and protection. Rotatable 360° under pressure.	□
2050 mm spray pipe, rotatable	8	4.112-021.0	300 bar	2050 mm				2050 mm stainless steel lance (manual coupling) with ergonomic handle for ease of use and protection. Rotatable 360° under pressure.	□
EASY!Lock 1000 mm spray lance extender	9	4.112-048.0	300 bar	1000 mm				Spray lance extension with EASY!Lock connection. Length 1000 mm.	□
<b>Double lance</b>									
Double lance 960 mm	10	2.112-016.0	310 bar	960 mm				960 mm double lance for variable pressure adjustment on handle at full water flow rate. Suitable for agricultural use (e.g. stable cleaning).	□
<b>Angular spray lance</b>									
Spray lance for toilets and rain gutters	11	4.112-029.0						Stainless steel lance WC and gutter with nozzle insert. Specially shaped for effective and hygienic cleaning of gutters and toilets.	□
<b>Flexible spray lance</b>									
Flexible lance 1050 mm	12	4.112-035.0	210 bar	1050 mm				1050 mm flexible lance with variable bend from 20° to 140°, ideal for cleaning difficult to reach areas, e.g. gutters.	□
TR 20 articulated joint	13	4.112-057.0	300 bar					For hard-to-reach areas: High-pressure articulated joint with infinite angle adjustment up to 120°. Simply attach directly to the spray lance of the pressure washer.	□
<b>Telescopic spray lance</b>									
Telescopic spray lance	14	4.112-037.0	225 bar	5400 mm				Can be continuously extended from 1.8 to 5.4 m. For cleaning areas that are difficult to reach, such as ceilings or facades. With integrated HD trigger gun, M 22 x 1.5 connection with rotary coupling. Connection for M 18 x 1.5 nozzles.	□
Strap for telescopic spray pipe	15	6.373-987.0						Convenient strap for relief when working with the telescopic spray lance (6.394-690). The burden is optimally distributed on the body and longer periods of use are possible.	□
<b>Gutter cleaner</b>									
Gutter cleaning lance	16	2.112-015.0		960 mm				The lance is suited for cleaning of gutter systems. Because of the shape of the lance and the special nozzle the gutter can be cleaned without removing the cover plates.	□
<b>Undercarriage spray lance</b>									
Underbody lance	17	4.112-032.0		700 mm				Stainless steel lance for effective and easy underbody and wheel arch cleaning. Without high-pressure nozzle.	□

■ Included in the scope of supply. □ Available accessories. ▲ Extension hose.



		Order no.	Max. working pressure	Length			Price	Description	
<b>Additional handle</b>									
Additional handle for EASY!Lock spray lances	18	4.321-380.0						Comfortable in every situation - the additional handle is easy to attach to the spray lance of our new EASY!Lock generation and makes work easier by allowing you to adjust your posture to suit the particular task. Regularly changing your posture relieves the strain on your body, making work more relaxed. Thanks to the 360°-rotatable spray lance, the additional handle can simply be fully rotated whilst working for greater flexibility.	<input type="checkbox"/>

■ Included in the scope of supply.    ☐ Available accessories.    ▲ Extension hose.



		Order no.	Nozzle size				Price	Description	
<b>Power nozzle spray angle 25°</b>									
Power nozzle 25° - 048	1	2.113-010.0	48					Fan jet nozzle for large-area coverage and stubborn dirt and stains.	■
25° power nozzle for cleaning agent suction	2	2.113-020.0	250					Brass power nozzle for low-pressure operation and cleaning agent suction.	■
<b>HP nozzle spray angle 0°</b>									
High-pressure nozzle 0° - 050	3	2.113-034.0	50					High-pressure nozzle with powerful jet for extremely stubborn dirt.	□
<b>Power nozzle spray angle 40°</b>									
Power nozzle 40° - 050	4	2.113-054.0	50					Power nozzle with a 40° spray angle and fan jet, suitable for large areas and sensitive surfaces.	□

■ Included in the scope of supply. □ Available accessories. ▲ Extension hose.



		Order no.	Max. working pressure	Nozzle size			Price	Description	
<b>Dirt blaster, large</b>									
Dirt blaster, large 050	1	4.114-027.0	300 bar	50				The dirt blaster with rotating pencil jet offers 10 times better cleaning performance. Ceramic nozzle and bearing ring for a long service life. Further data: Max. 300 bar, 30 MPa, 85°C.	<input type="checkbox"/>
<b>Triple nozzles</b>									
Triple nozzle 050	2	4.117-037.0	300 bar	50				Triple nozzle with manual nozzle changeover. Convenient spray adjustment. For machines with an injector, the low-pressure flat stream is useful for cleaning agent suction and application. Connection M 18 x 1.5.	<input type="checkbox"/>
<b>Angled vario nozzle 0-90°</b>									
Angled Vario nozzle 0-90°	3	4.113-007.0		50				Variable angle nozzle for spray angle adjustment from 0° to 90°. For easy adjustment to all kinds of soiling and surfaces.	<input type="checkbox"/>

■ Included in the scope of supply. □ Available accessories. ▲ Extension hose.





		Order no.						Price	Description	
<b>Nozzle union</b>										
Nozzle screws	1	4.112-011.0							Nozzle screws with protectors for high-pressure and power nozzles	<input type="checkbox"/>
<b>Cleaning agent injector</b>										
Cleaning agent injector for high and low pressure (without nozzles)	2	4.637-032.0							Detergent injector for independent high and low pressure dosage. Maximum dosage about 15%.	<input type="checkbox"/>
Cleaning agent injector for high pressure (without nozzle)	3	4.637-033.0							Cleaning agent dosage at high pressure 3 - 5 %	<input type="checkbox"/>
<b>Machine-specific nozzle kit with order no. 4.637-033.0</b>										
Nozzle kit 750-1000 l/h	4	4.769-011.0							For HD/HDS 750 - 1000 l/h. Consists of nozzle insert + HP power nozzle + union	<input type="checkbox"/>
<b>Nozzle insert with order no. 4.637-032.0</b>										
Nozzle insert up to 1,100 l/h - high pressure	5	4.769-003.0							Nozzle insert for detergent injector 3.637-001 for high-pressure detergent application. For high-pressure cleaners with a water flow rate up to 1100 l/h.	<input type="checkbox"/>
Nozzle insert up to 1,100 l/h - low pressure	6	4.769-001.0							For low pressure with machines up to 1.100 l/h	<input type="checkbox"/>
<b>Rotary coupling</b>										
Rotary coupling	7	4.111-021.0							Reliably prevents twisting of HP hoses. Connection M 22 x 1.5 m. Handle protection	<input type="checkbox"/>
<b>Coupling</b>										
Adapter hose extension 9 TR	8	4.111-037.0							Adapter 9 to connect the new hose with the new hose	<input type="checkbox"/>
<b>Connector</b>										
Screw socket for surface cleaners and Servo Control controllers	9	4.111-022.0							For attaching high-pressure nozzles and accessory parts to the HD trigger gun (with nozzle screws) - 1 x M 22 x 1.5/1 x M 18 x 1.5.	<input type="checkbox"/>
Y distributor	10	4.111-024.0							Offers the option to connect two spray units to the machine. Installation on the high pressure outlet.	<input type="checkbox"/>
Short spray unit	11	4.111-038.0							For attaching high-pressure nozzles and accessory parts to HP trigger gun (with nozzle screws). Not compatible with triple nozzles.	<input type="checkbox"/>
<b>EASY!Lock adapter</b>										
Adapter 1 M22AG-TR22AG	12	4.111-029.0							Adapter 1 to connect the old hose with the new hose	<input type="checkbox"/>
Adapter 2 M22IG-TR22AG	13	4.111-030.0							Adapter 2 to connect the old device with the new hose and the old gun with the new hose	<input type="checkbox"/>
Adapter 3 M22IG-TR22AG	14	4.111-031.0							Adapter 3 to connect the old gun with the new spray lance and new servo regulator	<input type="checkbox"/>
Adapter 4 TR22IG-D11	15	4.111-032.0							Adapter 4 to connect the new gun with the old swivel hose	<input type="checkbox"/>
Adapter 5 TR22IG-M22AG	16	4.111-033.0							Adapter 5 to connect the new gun with the old spray lance and new servo regulator with the old spray lance	<input type="checkbox"/>
Adapter 6 TR22IG-M22AG	17	4.111-034.0							Adapter 6 to connect the new device with the old hose and the old hose with the new gun	<input type="checkbox"/>
Adapter 7 M18IG-TR20AG	18	4.111-035.0							Adapter 7 to connect the old spray lance with the new nozzle	<input type="checkbox"/>
Adapter 8 TR20IG-M18AG	19	4.111-036.0							Adapter 8 to connect the new spray lance with the old nozzle	<input type="checkbox"/>
Adapter 12 rotary coupling EASY!Lock 22 IG - M22 x 1.8 AG	20	4.111-046.0							Rotatable adapter for connecting EASY!Force high-pressure gun and high-pressure hoses with M 22x1.5 connection	<input type="checkbox"/>

■ Included in the scope of supply. □ Available accessories. ▲ Extension hose.



		Order no.	Max. working pressure	Nozzle size	Diameter	Price	Description	
<b>Pipe cleaning hose, ID 6</b>								
Pipe cleaning hose, ID 6, 10 m, max. 250 bar	1	6.110-046.0	250 bar				The 10 m pipe cleaning hose is a highly flexible high pressure hose for pipe interior cleaning (threaded connection for nozzle R 1/8).	<input type="checkbox"/>
Pipe cleaning hose, ID 6, 20 m, max. 250 bar	2	6.110-008.0	250 bar				The 20 m pipe cleaning hose is a highly flexible high pressure hose for pipe interior cleaning (threaded connection for nozzle R 1/8).	<input type="checkbox"/>
Pipe cleaning hose, ID 6, 30 m, max. 250 bar	3	6.110-047.0	250 bar				The 30 m pipe cleaning hose is a highly flexible high pressure hose for pipe interior cleaning (threaded connection for nozzle R 1/8).	<input type="checkbox"/>
<b>Pipe cleaning nozzle</b>								
Pipe cleaning dirt blaster D21/060	4	4.765-002.0		60	21 mm		The forward-tilted rotating pencil jet removes the most stubborn dirt. The three backwards-tilted jets ensure the necessary forward movement, as well as convenient handling.	<input type="checkbox"/>
Pipe cleaning dirt blaster D30/060	5	4.765-005.0		60	30 mm			<input type="checkbox"/>
Pipe cleaning nozzle	6	5.763-015.0		55	16 mm		16 mm pipe cleaning nozzle with internal thread. Various jet directions for environmentally-friendly cleaning of blocked drains and pipes.	<input type="checkbox"/>
	7	5.763-016.0		60	16 mm			<input type="checkbox"/>
	8	5.763-017.0		50	30 mm		Pipe cleaning nozzle with inner thread. Different spray directions. The hose moves freely through the pipe. (R 1/8" connection, 3 x 30° backwards, diameter 30 mm.)	<input type="checkbox"/>
Rotating pipe cleaning nozzle	9	6.415-428.0		50	16 mm		Pipe cleaning nozzle with four rotating jets and inner thread. Different spray directions. The hose moves freely through the pipe. With R 1/8" connection.	<input type="checkbox"/>

■ Included in the scope of supply. □ Available accessories. ▲ Extension hose.



		Order no.	Flow rate	Nozzle size	Diameter	Price	Description	
<b>Hard Surface Cleaner FRV 30</b>								
Rubber lip for FRV 30	1	2.642-910.0					For smooth floors indoors. The squeegee increases the suction performance of the FRV 30 and minimises the amount of water remaining. This means the floor is dry in just a few minutes.	<input type="checkbox"/>
Extension hose 5 m	2	4.440-939.0					5m extension hose for FRV 30. Connection sleeve included.	<input type="checkbox"/>
Hose fastening attachment kit	3	2.642-528.0					Suction cup for fixing the suction hose to smooth surfaces.	<input type="checkbox"/>
Dirt trap attachment kit	4	2.642-532.0					Galvanised steel bucket for collecting coarse dirt and for fixing the suction hose in outside areas.	<input type="checkbox"/>
FRV 30 Surface Cleaner	5	2.111-010.0					With the integrated, automatic suction of the dirty water, the FRV 30 makes surface cleaning even more efficient and can be used in both inside and outside areas. There is no longer a need to rinse the surface after cleaning, since the dirty water can be discharged through the 5 m suction hose supplied. Additional quality features are the non-marking steering rollers and double ceramic bearing. Machine-specific nozzle kit must be ordered separately. Max. 250 bar / 1000 l/h / 60°C.	<input type="checkbox"/>
<b>FR 30 Me surface cleaner</b>								
Hard Surface Cleaner FR 30 Me	6	2.111-013.0			300 mm		Hot water resistant stainless steel surface cleaner with double ceramic bearings, non-marking swivel castors and suction hose connection. Ideal for indoor cleaning, e.g. food industry.	<input type="checkbox"/>
<b>Hard Surface Cleaner FR 50</b>								
Surface Cleaner FR 50 Me	7	2.111-023.0			500 mm		Hot water resistant stainless steel surface cleaner with 500 mm working width. Ideal for large areas. With double ceramic bearings, push handle, non-marking swivel castors and detergent dosing system.	<input type="checkbox"/>
<b>Machine-specific nozzle kits for FR</b>								
Nozzle kit for surface cleaners	8	2.640-442.0	850-1100 l/h				Nozzle kit includes power nozzles and unions. For Kärcher surface cleaners (850 to 1100 l/h).	<input type="checkbox"/>
<b>Machine-specific nozzle kits for FRV</b>								
Nozzle kit 050 - for FRV	9	2.642-433.0		50			Machine-specific nozzle kit with Kärcher power nozzles and jet nozzle for FRV 30.	<input type="checkbox"/>
<b>FRV 30 Me surface cleaner</b>								
Extension hose FRV 30 Me and FRV 50 Me	10	4.441-040.0					5 m extension hose for FRV 30 Me. Includes connecting adapter.	<input type="checkbox"/>
FRV 30 Me Surface Cleaner	11	2.111-012.0					Thanks to automatic suction of the dirty water, the stainless steel FRV 30 Me Surface Cleaner makes surface cleaning more efficient in both inside and outside areas. Hot water cleaning up to 85°C.	<input type="checkbox"/>
<b>Surface Cleaner FR 50 Me</b>								
FRV 50 Me surface cleaner	12	2.111-024.0					Surface cleaning with automatic suction of the dirty water for very large surfaces - this means the FRV 50 Me. Hot water cleaning up to 85°C. The FRV 50 Me features a temperature-resistant 10 m polyurethane suction hose. Additional quality features are the non-marking steering rollers and double ceramic bearing. Machine-specific nozzle kit must be ordered separately. Max. 250 bar / 2000 l/h / 85°C.	<input type="checkbox"/>

■ Included in the scope of supply. □ Available accessories. ▲ Extension hose.



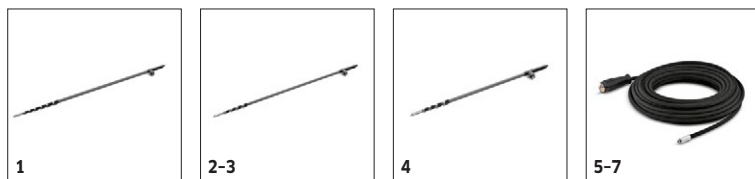
		Order no.	Flow rate				Price	Description	
<b>Cup foam lance</b>									
Cup foam lance Basic 3	1	4.112-055.0	900-2500 l/h					High-quality, simple and durable: Basic 3 cup foam lance for high-pressure cleaners with a flow rate of 900-2500 l/h. Halves the cleaning agent consumption while maintaining optimum foam quality.	<input type="checkbox"/>
Cup foam lance Advanced 025	2	2.112-017.0						Short, handy foam lance with adjustable spray angle with 1 litre detergent tank. Ideal for cleaning cars due to its compact design.	<input type="checkbox"/>
1-litre cleaning agent container for advanced foam lance	3	6.414-050.0						Additional 1-litre cleaning agent container for quick replacement of the cleaning agent (for foam lance 2.112-017.0 and 2.112-018.0).	<input type="checkbox"/>
<b>Inno Foam Kit</b>									
Inno Foam Set with detergent injector	4	2.112-000.0						High-pressure foam system with double lance (foam nozzle and high-pressure jet for rinsing). For use with mobile and stationary high-pressure and HDS pressure cleaners for cleaning or disinfection.	<input type="checkbox"/>
<b>Easy Foam Set</b>									
Easy Foam Set with RM injector	5	2.112-010.0						HP foam system for use with HD/HDS units for cleaning and disinfecting. Foam nozzle for connection to lance and HP chemical injector with precision 0-5% metering valve. The machine specific nozzle kit has to be ordered separately.	<input type="checkbox"/>
<b>Nozzle kits for Inno/Easy Foam Set</b>									
Nozzle kit 090 for Inno / Easy Set 700-1,000 l/h	6	2.111-019.0	700-1000 l/h					Nozzle kit contains Kärcher power nozzles and nozzle inserts. For Inno/Easy-Foam set 700-1000 l/h. For optimal foam system performance.	<input type="checkbox"/>
<b>Foam nozzle mounting kit</b>									
Foam nozzle attachment kit	7	2.112-013.0						Foaming agent kit. The foam nozzle is ideal for use in sanitary areas and the food industry and wherever long application times are necessary.	<input type="checkbox"/>

■ Included in the scope of supply. □ Available accessories. ▲ Extension hose.



		Order no.	Length				Price	Description	
<b>Manual hose reel attachment kit</b>									
Hose reel attachment kit for HD gasoline machines	1	2.110-004.0	15 m					Hose reel attachment kit for installation on the machine. For safe and tidy storage of high-pressure hoses (with connection hose to machine HP outlet). Rotatable under pressure with connection 22 x 1.5.	<input type="checkbox"/>
<b>Automatic, self-winding hose reels for wall mounting</b>									
Automatic hose reel, powder-coated steel / plastic	2	6.392-074.0	20 m					Automatic hose reel for 20 m high-pressure hose. The console is made from powder-coated steel, the drum is made from plastic.	<input type="checkbox"/>
Automatic stainless steel / synthetic material hose drum	3	6.392-083.0	20 m					Automatic hose reel for 20 m high-pressure hose. The console consists of stainless steel, the drum is made from plastic.	<input type="checkbox"/>
Automatic hose reel, coated	4	6.392-106.0	20 m					Automatic hose reel of durable plastic. Painted steel bracket. Suitable for 20 m high-pressure hose.	<input type="checkbox"/>
Hose reel, automatic, basalt grey-coated	5	6.392-105.0	20 m					Automatic hose reels provide the highest level of safety and convenience for winding and unwinding HP hoses. For example: order no. 6.110-011.0 (ID 8, 20 m, 315 bar) or order no. 6.110-028.0 (ID 8, 20 m, 400 bar Longlife).	<input type="checkbox"/>
Automatic hose reel, stainless steel, includes swivel holder	6	6.392-076.0	20 m					Automatic stainless steel hose reel. With swivel holder. Suitable for 20 m high-pressure hose.	<input type="checkbox"/>
Automatic stainless steel hose reel	7	6.392-122.0	20 m					High-grade, automatic steel hose reel. Especially suitable for use in the food industry. The material and finish provide for a corrosion-resistant, watertight capsuled sprong drive. Connection for HP hoses with nipple.	<input type="checkbox"/>
	8	6.392-442.0	40 m					Automatic hose reels provide the highest level of safety and convenience for winding and unwinding HP hoses. Compatible high-pressure hose, e.g. order no. 6.110-076.0 (ID 8, 40 m, 400 bar, 1x hose reel connection attachment kit).	<input type="checkbox"/>
Powder-coated swivel holder	9	2.639-931.0						Swivel holder for automatic hose reel wall mounting. For maximum action radius and flexibility of high-pressure hose. Rotatable 120°. Galvanised steel.	<input type="checkbox"/>
Stainless steel swivel holder	10	2.641-867.0						Swivelling wall bracket made of high-grade steel (for 2.641-866). This makes maximum flexibility and convenience possible when working with the HP hose.	<input type="checkbox"/>

■ Included in the scope of supply. □ Available accessories. ▲ Extension hose.



		Order no.	Flow rate	Inlet temperature	Length	Length	Price	Description	
<b>Solar cleaning - telescopic lances</b>									
iSolar TL 14 C (without hose)	1	4.110-002.0		max. 60 °C				Full carbon telescopic rod for maximum rigidity with minimal weight. With 14 m max. reach and practical quick-release couplings for easy extension and retraction.	<input type="checkbox"/>
iSolar TL 10 C (without hose)	2	4.110-007.0		max. 60 °C				The full carbon telescopic lance offers maximum rigidity with minimal weight. It has a reach of up to 10 m and is fitted with practical quick-release couplings - for convenient extension and retraction. The speed is regulated via ball tap, guaranteeing easy handling. For occupational safety reasons, the lowest lance element is made from a carbon-fibre-glass mixture for electrical insulation.	<input type="checkbox"/>
iSolar TL 10 H (without hose)	3	4.110-003.0		max. 60 °C				Telescopic rod made from a carbon/fibreglass mixture for maximum rigidity with minimum weight. With 10 m max. reach and practical quick-release couplings for easy extension and retraction.	<input type="checkbox"/>
iSolar TL 7 H (without hose)	4	4.110-004.0		max. 60 °C				Telescopic rod made from a carbon/fibreglass mixture for maximum rigidity with minimum weight. With 7.2 m max. reach and practical quick-release couplings for easy extension and retraction.	<input type="checkbox"/>
iSolar HP hose 7	5	6.392-978.0		max. 155 °C				High-quality, flexible HP hose (with rubber covering) for the iSolar TL 7. The outer layer has especially good sliding properties when extending and retracting the telescopic rod.	<input type="checkbox"/>
iSolar HP hose 10	6	6.392-977.0		max. 155 °C				High-quality, flexible HP hose (with rubber covering) for the iSolar TL 10. The outer layer has especially good sliding properties when extending and retracting the telescopic rod.	<input type="checkbox"/>
iSolar HP hose 14	7	6.392-976.0		max. 155 °C				High-quality, flexible HP hose (with rubber covering) for the iSolar TL 14. The outer layer has especially good sliding properties when extending and retracting the telescopic rod.	<input type="checkbox"/>

■ Included in the scope of supply. □ Available accessories. ▲ Extension hose.





		Order no.	Nozzle size				Price	Description	
<b>Wet blasting attachment (without nozzle)</b>									
Wet blasting attachment with flow control (without nozzles)	1	4.115-000.0						Paint, rust and scale removal made easy: Kärcher wet blasting attachment with flow control for adding blasting abrasive to the high-pressure jet.	<input type="checkbox"/>
Wet blasting attachment without flow control (nozzles not included)	2	4.115-006.0						Paint, rust and scale removal made easy: Kärcher wet blasting attachment with flow control for adding blasting abrasive to the high-pressure jet. Without flow control.	<input type="checkbox"/>
<b>Nozzle kits for wet jet unit</b>									
Nozzle kit for wet jet unit 055	3	2.112-024.0	55					Consisting of wet jet nozzle and nozzle insert – only for use in combination with wet jet unit 4.115-000.0   4.115-006.0.	<input type="checkbox"/>
<b>Boron carbide nozzle</b>									
Boron carbide nozzle, for machines up to 1,000 l/h	4	6.415-084.0	6 mm					In addition to nozzle packs. Very wear-resistant nozzle with boron carbide chuck for continuous-duty operation.	<input type="checkbox"/>

■ Included in the scope of supply. □ Available accessories. ▲ Extension hose.

HD 9/23 DE  
1.187-907.0



		Order no.					Price	Description	
<b>Cage frame attachment kit</b>									
Cage frame attachment kit, large	1	2.637-007.0						Robust cage attachment kit with large protective frame protects the components of the HD 9/21 G and HD 9/23 G/De in the HD Gasoline Advanced range. Including eyelets for loading by crane.	<input type="checkbox"/>


■ Included in the scope of supply.    ☐ Available accessories.    ▲ Extension hose.



		Order no.			Price	Description	
<b>Geka coupling</b>							
Geka connector with hose barb, R 3/4"	1	6.388-455.0				with hose liner	<input type="checkbox"/>
Geka connector with internal thread, R 1"	2	6.388-458.0				with female thread	<input type="checkbox"/>
<b>Suction filter</b>							
Water suction filter	3	6.414-956.0				Suitable for ponds, storage tanks or similar, polyamide filter casing, stainless steel strainer, 800 µm mesh, R 3/4" and R 1" connection, without non-return valve	<input type="checkbox"/>
Suction filter with check valve	4	4.730-012.0				Brass suction filter suitable for ponds, storage tanks, etc. With check valve.	<input type="checkbox"/>
<b>Water fine filter</b>							
Water fine filter, with adapter	5	4.730-102.0				Fine-mesh water filter, 125 µm, max. temperature 50°C. Protects the	<input type="checkbox"/>

■ Included in the scope of supply. □ Available accessories. ▲ Extension hose.

# HD 9/23 DE 1.187-907.0



		Order no.			Price	De- scrip- tion	
<b>Water supply hose</b>							
Water supply hose	6	4.440-038.0				NW 13 R1" / R 3/4", up to 30 °C	<input type="checkbox"/>
<b>Backflow check valve</b>							
Backflow preventer	7	2.641-374.0				To pre- vent deter- gent getting into the drinking water cycle in case of inlet at	<input type="checkbox"/>

■ Included in the scope of supply.
 ☐ Available accessories.
 ▲ Extension hose.



		Order no.	Flow rate				Price	Description	
<b>Push-on washing brush</b>									
Push-on wash brush	1	4.113-001.0						For general-purpose cleaning of all surfaces. Clamps directly onto the spray lance. Connection M 18 x 1.5	<input type="checkbox"/>
<b>Rotating washing brush</b>									
Rotating wash brush for > 800 l/h machines, nylon bristles	2	4.113-002.0	800-1300 l/h					Driven by water stream. Gently removes fine dust and traffic film from any surface. Temperature resistant up to 60°C, M 18 x 1.5 (replaceable brush insert).	<input type="checkbox"/>
Rotating wash brush for > 800 l/h machines, natural bristles	3	4.113-005.0	800-1300 l/h						<input type="checkbox"/>

■ Included in the scope of supply. □ Available accessories. ▲ Extension hose.