



HDS 12/14-4 St Gas LPG

Ideal for stationary vehicle cleaning in washing halls: the gas-heated (LPG) HDS 12/14-4 ST Gas LPG hot water high-pressure unit works with 140 bar pressure and high water temperatures.



1 Water-cooled four-pole electric motor

- Long service life.
- Improved effectiveness.

2 Burner engineering

- High heating output.
- Spiral heating coil for a compact construction style.

3 Special fleece (gas-heated)

- Newly developed surface burner for a uniform gas flow.
- For efficient combustion.

4 GASTEC approved (gas-heated)

- Complies with all European safety, quality and operating standards.
- Fresh air supply independent of room air enables installation in closed rooms.



HDS 12/14-4 St Gas LPG

- Dry-running protection
- Surface burner technology
- Water-cooled stainless steel boiler with built-in stainless steel heater coil

Technical data

| | | |
|--------------------------------|-------------|-------------------|
| Order no. | | 1.251-902.0 |
| EAN code | | 4054278169392 |
| Current type | Ph / V / Hz | 3 / 400 / 50 |
| Flow rate | l/h | 600-1200 |
| Pressure | bar / MPa | 30-140 / 3-14 |
| Max. temperature (supply 12°C) | °C | 98 |
| Connection load | kW | 7.5 |
| Gas consumption | kg/h | 7.2 |
| Weight | kg | 170 |
| Dimensions (L × W × H) | mm | 1110 × 565 × 1080 |

Equipment

| | |
|------------------------------------|---------|
| Soft Damping System (SDS) | ■ |
| System pressure relief | ■ |
| Flame monitoring | ■ |
| Prepared for Servo Control | ■ |
| Ready for remote control | ■ |
| Cleaning agent function | Suction |
| ■ Included in the scope of supply. | |

HDS 12/14-4 ST GAS LPG

1.251-902.0

KÄRCHER




| | | Order no. | ID | Max. working pressure | Length | Price | Description | |
|---|----|-------------|-------|-----------------------|--------|-------|---|---|
| Standard with unions on both sides | | | | | | | | |
| High-pressure hose, 2 x EASY!Lock, DN 10, 220 bar, 15 m | 1 | 6.110-042.0 | ID 10 | 220 bar | 15 m | | With innovative EASY!Lock hand screw connection for up to 220 bar pressure: 15 m long high-pressure hose (ID 10). | ▲ |
| High-pressure hose, 2 x EASY!Lock, DN 10, 220 bar, 20 m | 2 | 6.110-043.0 | ID 10 | 220 bar | 20 m | | Main features of this high-pressure hose (ID 10): 20 m long with extremely time-saving and convenient EASY!Lock hand screw connection at both ends. | ▲ |
| High-pressure hose, 2 x EASY!Lock, DN 10, 220 bar, 25 m | 3 | 6.110-044.0 | ID 10 | 220 bar | 25 m | | Impressive values and basic equipment: high-pressure hose, (ID 10), 25 m long, for up to 220 bar pressure. | ▲ |
| High-pressure hose, 2 x EASY!Lock, DN 12, 210 bar, 15 m | 4 | 6.110-059.0 | ID 12 | 210 bar | 15 m | | Suitable for up to 250 bar working pressure: high-pressure hose (ID 12), 15 m long, with convenient EASY!Lock hand screw connection at both ends. | ▲ |
| High-pressure hose, 2 x EASY!Lock, DN 12, 210 bar, 40 m | 5 | 6.110-060.0 | ID 12 | 210 bar | 40 m | | With EASY!Lock hand screw connection, 40 m long for wide working radius: high-pressure hose (ID 12) with EASY!Lock hand screw connection at both ends. Suitable for up to 250 bar working pressure. | ▲ |
| High-pressure hose, 2 x EASY!Lock, DN 10, 220 bar, 10 m | 6 | 6.110-041.0 | ID 10 | 220 bar | 10 m | | Impressive values and basic equipment: high-pressure hose, (ID 10), 25 m long, for up to 220 bar pressure. | ▲ |
| High-pressure hose 2 x EASY!Lock DN 8, 315 bar, 10 m, ANTI!Twist | 7 | 6.110-031.0 | ID 8 | 315 bar | 10 m | | High-pressure hose (ID 8) suitable for up to 315 bar pressure. High-pressure hose with innovative EASY!Lock hand screw connection at both ends, ANTI!Twist, 10 m long. | □ |
| Longlife 400 with unions on both sides | | | | | | | | |
| Longlife 400 high-pressure hose, 2 x EASY!Lock, DN 8, 400 bar, 30 m, ANTI!Twist | 8 | 6.110-023.0 | ID 8 | 400 bar | 30 m | | Durable high-pressure hose with double steel reinforcement, ANTI!Twist and EASY!Lock hand screw connection at both ends. ID 8, 30 m long, for up to 400 bar pressure. | ▲ |
| Longlife 400 high-pressure hose, 2 x EASY!Lock, DN 8, 400 bar, 20 m, ANTI!Twist | 9 | 6.110-027.0 | ID 8 | 400 bar | 20 m | | High-pressure hose with ANTI!Twist, EASY!Lock hand screw connections and double steel reinforcement. 20 m long, ID 8, EASY!Lock hand screw connection at both ends. | ▲ |
| Longlife 400 high-pressure hose, 2 x EASY!Lock, DN 8, 400 bar, 15 m, ANTI!Twist | 10 | 6.110-029.0 | ID 8 | 400 bar | 15 m | | The double steel reinforcement ensures a long lifetime of this 15 m long high-pressure hose (ID 8), approved for up to 400 bar pressure hose. | ▲ |
| Longlife 400 high-pressure hose, 2 x EASY!Lock, DN 8, 400 bar, 1.5 m | 11 | 6.110-024.0 | ID 8 | 400 bar | 1.5 m | | 1.5 m short high-pressure hose (ID 8). With convenient EASY!Lock hand screw connection at both ends for robust and fast connections. Durable, for up to 400 bar pressure. | □ |
| Longlife 400 high-pressure hose, 1 x EASY!Lock, 1 x M22 x 1.5, DN 8, 400 bar, 1.5 m | 12 | 6.110-069.0 | ID 8 | 400 bar | 1.5 m | | High-pressure hose (ID 8) with double steel reinforcement, 30 m long, suitable for up to 400 bar pressure. Connectors: M 22 x 1.5, quick and convenient EASY!Lock hand screw connection. | □ |
| High-pressure hose 1.5 m, ID 8, including connectors | 13 | 6.390-178.0 | ID 8 | 400 bar | 1.5 m | | 1.5 m high-pressure hose (DN 8, M 22 x 1.5) with kink protection and connectors at both ends. For connecting to hose reels with appropriate connector (M 22 x 1.5). | □ |
| Longlife 400 high-pressure hose, 2 x EASY!Lock, DN 8, 400 bar, 10 m, ANTI!Twist | 14 | 6.110-038.0 | ID 8 | 400 bar | 10 m | | Durable, 10 m long high-pressure hose (ID 8) with double steel reinforcement and EASY!Lock hand screw connection at both ends and ANTI!Twist. Approved for 400 bar pressure. | □ |
| High-pressure hose Longlife 400, 10 m, ID 8, including rotary coupling | 15 | 6.388-083.0 | ID 8 | 400 bar | 10 m | | 10 m high-pressure hose Longlife 400 (DN 8) with rotary coupling, two layer high-strength steel wire reinforced. Connectors at both ends. M 22 x 1.5, with kink protection. | □ |
| Food industry version with unions on both sides | | | | | | | | |
| High-pressure hose, food grade, 2 x EASY!Lock, DN 8, 10 m, ANTI!Twist | 16 | 6.110-051.0 | ID 8 | 250 bar | 10 m | | High-pressure hose (ID 6), 10 m long, with grey, non-marking outer covering. Approved for use in the food industry. With quick and robust EASY!Lock hand screw connection at both ends. | ▲ |

□ Available accessories. ▲ Extension hose.

HDS 12/14-4 ST GAS LPG

1.251-902.0

KÄRCHER



| | | Order no. | ID | Max. working pressure | Length | Price | Description | |
|---|----|-------------|------|-----------------------|--------|-------|---|---|
| High-pressure hose, food grade, 2 x EASY!Lock, DN 8, 20 m, AN-TI!Twist | 17 | 6.110-052.0 | ID 8 | 250 bar | 20 m | | Suitable for use in food industry: 20 m long high-pressure hose (ID 8) with grey, non-marking outer covering, AN-TI!Twist and EASY!Lock hand screw connections. | ▲ |
| Longlife food design with screw connections at both ends | | | | | | | | |
| Longlife 400 high-pressure hose, food grade, 2 x EASY!Lock, DN 8, 10 m, AN-TI!Twist | 18 | 6.110-053.0 | ID 8 | 400 bar | 10 m | | With blue, non-marking and animal fat resistant outer covering: durable high-pressure hose (ID 8), 10 m long, AN-TI!Twist and EASY!Lock hand screw connection at both ends. | ▲ |
| High pressure hose food ID 8, 10 m | 19 | 6.391-864.0 | ID 8 | 400 bar | 10 m | | Longlife HP hose for use in the food industry. Außen-decke## animal-grease-resistant, non-colour-bleeding material. With rotary coupling, 2 x M 22 x 1.5 | □ |
| Longlife 400 high-pressure hose, food grade, 2 x EASY!Lock, DN 8, 20 m, AN-TI!Twist | 20 | 6.110-054.0 | ID 8 | 400 bar | 20 m | | Durable high-pressure hose with double steel reinforcement and blue, non-marking and animal fat resistant outer covering. 20 m long with EASY!Lock hand screw connections. | □ |
| Standard | | | | | | | | |
| High-pressure hose AVS hose reel -connection, NW 8, 315 bar, 20 m, AN-TI!Twist | 21 | 6.110-011.0 | ID 8 | 315 bar | 20 m | | High-pressure hose with AVS hose reel connection and EASY!Lock hand screw connection. | □ |
| Longlife 400 | | | | | | | | |
| High-pressure hose Longlife 400, AVS hose reel connection, ID 8, 400 bar, 20 m, AN-TI!Twist | 22 | 6.110-028.0 | ID 8 | 400 bar | 20 m | | 20 m high-pressure hose (ID 8), for up to 400 bar pressure. With AVS hose reel connection and double steel reinforcement. EASY!Lock hand screw connection at other end of the hose. | □ |
| Special hoses | | | | | | | | |
| High-pressure hose, 1.5 m, ID 8, incl. connection parts, curved outflow | 23 | 6.388-886.0 | ID 8 | 400 bar | 1.5 m | | Connection hose in longlife quality with 2x M22 x 1.5, with angled connection on one side. | □ |
| High-pressure hose, 1 x curved EASY!Lock, 1 x M22 x 1.5, DN 8, 400 bar, 1.5 m | 24 | 6.110-068.0 | ID 8 | 400 bar | 1.5 m | | For connection to hose reels: high-pressure hose, with M 22 x 1.5 connection and curved EASY!Lock hand screw connection. 1.5 m long, suitable for up to 400 bar working pressure. | □ |

□ Available accessories. ▲ Extension hose.

HDS 12/14-4 ST GAS LPG

1.251-902.0


KÄRCHER


| | | Order no. | Flow rate | | | | | Price | Description | |
|---|----|-------------|-----------|--|--|--|--|-------|--|--------------------------|
| Trigger guns | | | | | | | | | | |
| EASY!Force Advanced | 1 | 4.118-005.0 | | | | | | | Effortless, not energy-sapping: the EASY!Force high-pressure gun uses the recoil force of the high-pressure jet to reduce the holding force for the operator to zero. | <input type="checkbox"/> |
| EASY!Force conversion kit 1 - from high-pressure hose | 2 | 4.111-050.0 | | | | | | | For retrofitting Kärcher high-pressure cleaners with existing high-pressure hose: EASY!Force conversion kit 1 with EASY!Force high-pressure gun, spray lance and all adapters through to the nozzle. | <input type="checkbox"/> |
| EASY!Force conversion kit 2 - from machine | 3 | 4.111-051.0 | | | | | | | Developed for retrofitting existing high-pressure cleaners from Kärcher: EASY!Force conversion kit 2 with EASY!Force high-pressure gun, spray lance, high-pressure hose and necessary adapters. | <input type="checkbox"/> |
| EASY!Force conversion kit 3 - high-pressure gun | 4 | 4.111-052.0 | | | | | | | Compatible with existing high-pressure hose and spray lance: EASY!Force conversion kit 3, incl. EASY!Force trigger gun and all necessary adapters for upgrading your high-pressure cleaner. | <input type="checkbox"/> |
| Easy Press high-pressure trigger gun with holding force reduction (Kärcher patent) | | | | | | | | | | |
| Easy Press HP trigger gun with soft grip | 5 | 4.775-463.0 | | | | | | | Easy press high-pressure trigger gun with softgrip. For high-pressure hoses DN 6 and DN 8 with 11 mm swivel diameter. | <input type="checkbox"/> |
| Easy Press HP trigger gun with soft grip, M22 x 1.5 | 6 | 4.775-466.0 | | | | | | | Easy press high-pressure trigger gun with integrated adapter for connecting to high-pressure hoses M 22 x 1.5. | <input type="checkbox"/> |
| Servo control | | | | | | | | | | |
| Servo Control controller with EASY!Lock | 7 | 4.118-009.0 | 1100 l/h | | | | | | Water quantity and pressure regulated directly from the hand spray gun. | <input type="checkbox"/> |
| Servo control | 8 | 4.775-471.0 | 1100 l/h | | | | | | | <input type="checkbox"/> |
| Quick connect | | | | | | | | | | |
| Quick coupling | 9 | 6.401-458.0 | | | | | | | For fast changes between different spray lances/accessories. Perfect for Kärcher spray unit, suitable for trigger gun/spray lance interface. With M 22 x 1.5 internal thread. | <input type="checkbox"/> |
| Male coupling | 10 | 6.401-459.0 | | | | | | | Hardened stainless steel male coupling for quick coupling 6.401-458. With M 22 x 1.5 external thread. | <input type="checkbox"/> |
| Quick coupling | 11 | 2.115-000.0 | | | | | | | For fast changes between different spray lances/accessories. Perfect for Kärcher spray unit, suitable for trigger gun/spray lance interface. With M 22 x 1.5 internal thread. | <input type="checkbox"/> |
| Male coupling | 12 | 2.115-001.0 | | | | | | | Hardened stainless steel male coupling for quick coupling 2.115-000. With M 22 x 1.5 external thread. | <input type="checkbox"/> |

☐ Available accessories. ▲ Extension hose.

HDS 12/14-4 ST GAS LPG

1.251-902.0

KÄRCHER


| | | Order no. | Max. working pressure | Length | | Price | Description | |
|--|----|-------------|-----------------------|---------|--|-------|---|--------------------------|
| Rotating spray lances | | | | | | | | |
| LED nozzle light | 1 | 2.680-002.0 | | 125 mm | | | Bright, lightweight LED work light for direct mounting on spray lance of EASY!Force high-pressure gun. Better view in unfavourable lighting conditions for up to 5 working hours. | <input type="checkbox"/> |
| Spray lance, 250 mm, rotating | 2 | 4.112-027.0 | 300 bar | 250 mm | | | 600 mm stainless steel lance (manual coupling) with ergonomic handle for ease of use and protection. Rotatable 360° under pressure. | <input type="checkbox"/> |
| Spray lance, 400 mm, rotatable | 3 | 4.112-024.0 | 300 bar | 400 mm | | | | <input type="checkbox"/> |
| 600 mm spray pipe, rotatable | 4 | 4.112-007.0 | 300 bar | 600 mm | | | | <input type="checkbox"/> |
| Spray lance, 840 mm, rotating | 5 | 4.112-006.0 | 300 bar | 840 mm | | | 850 mm stainless steel lance (manual coupling) with ergonomic handle for ease of use and protection. Rotatable 360° under pressure. | <input type="checkbox"/> |
| 1050 mm spray pipe, rotatable | 6 | 4.112-000.0 | 300 bar | 1050 mm | | | 1050 mm stainless steel lance (manual coupling) with ergonomic handle for ease of use and protection. Rotatable 360° under pressure. | <input type="checkbox"/> |
| 1550 mm spray pipe, rotatable | 7 | 4.112-018.0 | 300 bar | 1550 mm | | | 1550 mm stainless steel lance (manual coupling) with ergonomic handle for ease of use and protection. Rotatable 360° under pressure. | <input type="checkbox"/> |
| 2050 mm spray pipe, rotatable | 8 | 4.112-021.0 | 300 bar | 2050 mm | | | 2050 mm stainless steel lance (manual coupling) with ergonomic handle for ease of use and protection. Rotatable 360° under pressure. | <input type="checkbox"/> |
| EASY!Lock 1000 mm spray lance extender | 9 | 4.112-048.0 | 300 bar | 1000 mm | | | Spray lance extension with EASY!Lock connection. Length 1000 mm. | <input type="checkbox"/> |
| 600 mm spray pipe, rotatable | 10 | 4.760-664.0 | 300 bar | 600 mm | | | 600 mm stainless steel lance (manual coupling) with ergonomic handle for ease of use and protection. Rotatable 360° under pressure. | <input type="checkbox"/> |
| 1050 mm spray pipe, rotatable | 11 | 4.760-660.0 | 300 bar | 1050 mm | | | 1050 mm stainless steel lance (manual coupling) with ergonomic handle for ease of use and protection. Rotatable 360° under pressure. | <input type="checkbox"/> |
| Double lance | | | | | | | | |
| Double lance 960 mm | 12 | 6.394-665.0 | 310 bar | 960 mm | | | 960 mm double lance for variable pressure adjustment on handle at full water flow rate. Suitable for agricultural use (e.g. stable cleaning). | <input type="checkbox"/> |
| | 13 | 2.112-016.0 | 310 bar | 960 mm | | | | <input type="checkbox"/> |
| Angular spray lance | | | | | | | | |
| Spray lance for toilets and rain gutters | 14 | 4.112-029.0 | | | | | Stainless steel lance WC and gutter with nozzle insert. Specially shaped for effective and hygienic cleaning of gutters and toilets. | <input type="checkbox"/> |
| Flexible spray lance | | | | | | | | |
| Flexible lance 1050 mm | 15 | 4.112-035.0 | 210 bar | 1050 mm | | | 1050 mm flexible lance with variable bend from 20° to 140°, ideal for cleaning difficult to reach areas, e.g. gutters. | <input type="checkbox"/> |
| TR 20 articulated joint | 16 | 4.112-057.0 | 300 bar | | | | For hard-to-reach areas: High-pressure articulated joint with infinite angle adjustment up to 120°. Simply attach directly to the spray lance of the pressure washer. | <input type="checkbox"/> |
| Telescopic spray lance | | | | | | | | |
| Telescopic spray lance | 17 | 4.112-037.0 | 225 bar | 5400 mm | | | Can be continuously extended from 1.8 to 5.4 m. For cleaning areas that are difficult to reach, such as ceilings or facades. With integrated HD trigger gun, M 22 x 1.5 connection with rotary coupling. Connection for M 18 x 1.5 nozzles. | <input type="checkbox"/> |
| Strap for telescopic spray pipe | 18 | 6.373-987.0 | | | | | Convenient strap for relief when working with the telescopic spray lance (6.394-690). The burden is optimally distributed on the body and longer periods of use are possible. | <input type="checkbox"/> |
| Gutter cleaner | | | | | | | | |
| Gutter cleaning lance | 19 | 2.112-015.0 | | 960 mm | | | The lance is suited for cleaning of gutter systems. Because of the shape of the lance and the special nozzle the gutter can be cleaned without removing the cover plates. | <input type="checkbox"/> |

☐ Available accessories. ▲ Extension hose.

HDS 12/14-4 ST GAS LPG

1.251-902.0




| | | Order no. | Max. working pressure | Length | | | Price | Description | |
|--|----|-------------|-----------------------|--------|--|--|-------|---|--------------------------|
| Undercarriage spray lance | | | | | | | | | |
| Underbody lance | 20 | 4.112-032.0 | | 700 mm | | | | Stainless steel lance for effective and easy underbody and wheel arch cleaning. Without high-pressure nozzle. | <input type="checkbox"/> |
| Additional handle | | | | | | | | | |
| Additional handle for EASY!Lock spray lances | 21 | 4.321-380.0 | | | | | | Comfortable in every situation – the additional handle is easy to attach to the spray lance of our new EASY!Lock generation and makes work easier by allowing you to adjust your posture to suit the particular task. Regularly changing your posture relieves the strain on your body, making work more relaxed. Thanks to the 360°-rotatable spray lance, the additional handle can simply be fully rotated whilst working for greater flexibility. | <input type="checkbox"/> |

☐ Available accessories. ▲ Extension hose.

HDS 12/14-4 ST GAS LPG

1.251-902.0



| | | Order no. | Max. working pressure | Nozzle size | | | Price | Description | |
|----------------------------------|---|-------------|-----------------------|-------------|--|--|-------|---|--------------------------|
| Dirt blaster, large | | | | | | | | | |
| Dirt blaster, large 070/080 | 1 | 4.114-030.0 | 300 bar | 70 | | | | The dirt blaster with rotating pencil jet offers 10 times better cleaning performance. Ceramic nozzle and bearing ring for a long service life. Further data: Max. 300 bar, 30 MPa, 85°C. | <input type="checkbox"/> |
| Angled vario nozzle 0-90° | | | | | | | | | |
| Angled Vario nozzle 0-90° | 2 | 4.113-006.0 | | 80 | | | | Variable angle nozzle for spray angle adjustment from 0° to 90°. For easy adjustment to all kinds of soiling and surfaces. | <input type="checkbox"/> |

☐ Available accessories. ▲ Extension hose.

HDS 12/14-4 ST GAS LPG

1.251-902.0



| | | Order no. | Nozzle size | | | | Price | Description | |
|-------------------------------------|---|-------------|-------------|--|--|--|-------|---|--------------------------|
| HP nozzle spray angle 0° | | | | | | | | | |
| High-pressure nozzle 0° - 080 | 1 | 2.113-038.0 | 80 | | | | | High-pressure nozzle with powerful jet for extremely stubborn dirt. | <input type="checkbox"/> |
| Power nozzle spray angle 15° | | | | | | | | | |
| Power nozzle 15° - 080 | 2 | 2.113-051.0 | 80 | | | | | Fan jet nozzle with 15° spray angle suitable for stubborn dirt. | <input type="checkbox"/> |
| Power nozzle spray angle 25° | | | | | | | | | |
| Power nozzle 25° - 080 | 3 | 2.883-406.0 | 80 | | | | | Fan jet nozzle for large area coverage and tackling stubborn dirt and stains. | <input type="checkbox"/> |
| | 4 | 2.113-015.0 | 80 | | | | | Fan jet nozzle for large-area coverage and stubborn dirt and stains. | <input type="checkbox"/> |
| Power nozzle spray angle 40° | | | | | | | | | |
| Power nozzle 40° - 080 | 5 | 2.113-057.0 | 80 | | | | | Power nozzle with a 40° spray angle and fan jet, suitable for large areas and sensitive surfaces. | <input type="checkbox"/> |

☐ Available accessories. ▲ Extension hose.

HDS 12/14-4 ST GAS LPG

1.251-902.0


KÄRCHER


| | | Order no. | | | | | | Price | Description | |
|---|----|-------------|--|--|--|--|--|-------|---|--------------------------|
| Nozzle union | | | | | | | | | | |
| Nozzle connector | 1 | 5.401-210.0 | | | | | | | For protecting and connecting Kärcher power nozzles to spray lances (M 18 x 1.5 IG). | <input type="checkbox"/> |
| Nozzle screws | 2 | 4.112-011.0 | | | | | | | Nozzle screws with protectors for high-pressure and power nozzles | <input type="checkbox"/> |
| Cleaning agent injector | | | | | | | | | | |
| Cleaning agent injector for high and low pressure (without nozzles) | 3 | 4.637-032.0 | | | | | | | Detergent injector for independent high and low pressure dosage. Maximum dosage about 15%. | <input type="checkbox"/> |
| Cleaning agent injector for high pressure (without nozzle) | 4 | 4.637-033.0 | | | | | | | Cleaning agent dosage at high pressure 3 - 5 % | <input type="checkbox"/> |
| Machine-specific nozzle kit with order no. 4.637-033.0 | | | | | | | | | | |
| Nozzle kit 1000-1200 l/h | 5 | 4.769-013.0 | | | | | | | For HD/HDS 1000 - 1200 l/h. Consists of nozzle insert + HP power nozzle + union | <input type="checkbox"/> |
| Nozzle insert with order no. 4.637-032.0 | | | | | | | | | | |
| Nozzle insert up to 1,100 l/h - high pressure | 6 | 4.769-003.0 | | | | | | | Nozzle insert for detergent injector 3.637-001 for high-pressure detergent application. For high-pressure cleaners with a water flow rate up to 1100 l/h. | <input type="checkbox"/> |
| Nozzle insert up to 1,100 l/h - low pressure | 7 | 4.769-001.0 | | | | | | | For low pressure with machines up to 1.100 l/h | <input type="checkbox"/> |
| Rotary coupling | | | | | | | | | | |
| Rotary coupling | 8 | 4.111-021.0 | | | | | | | Reliably prevents twisting of HP hoses. Connection M 22 x 1.5 m. Handle protection | <input type="checkbox"/> |
| Coupling | | | | | | | | | | |
| Adapter hose extension 9 TR | 9 | 4.111-037.0 | | | | | | | Adapter 9 to connect the new hose with the new hose | <input type="checkbox"/> |
| Coupler -2 x M22 x 1,5 | 10 | 4.403-002.0 | | | | | | | For overriding the dismantled heating coil for cleaning alternative: 4.111-029.0 adapter 1 - hose old / hose new | <input type="checkbox"/> |
| Connector | | | | | | | | | | |
| Screw socket for surface cleaners and Servo Control controllers | 11 | 4.111-022.0 | | | | | | | For attaching high-pressure nozzles and accessory parts to the HD trigger gun (with nozzle screws) - 1 x M 22 x 1.5/1 x M 18 x 1.5. | <input type="checkbox"/> |
| Short spray unit | 12 | 4.111-038.0 | | | | | | | For attaching high-pressure nozzles and accessory parts to HP trigger gun (with nozzle screws). Not compatible with triple nozzles. | <input type="checkbox"/> |
| EASY!Lock adapter | | | | | | | | | | |
| Adapter 1 M22AG-TR22AG | 13 | 4.111-029.0 | | | | | | | Adapter 1 to connect the old hose with the new hose | <input type="checkbox"/> |
| Adapter 2 M22IG-TR22AG | 14 | 4.111-030.0 | | | | | | | Adapter 2 to connect the old device with the new hose and the old gun with the new hose | <input type="checkbox"/> |
| Adapter 3 M22IG-TR22AG | 15 | 4.111-031.0 | | | | | | | Adapter 3 to connect the old gun with the new spray lance and new servo regulator | <input type="checkbox"/> |
| Adapter 4 TR22IG-D11 | 16 | 4.111-032.0 | | | | | | | Adapter 4 to connect the new gun with the old swivel hose | <input type="checkbox"/> |
| Adapter 5 TR22IG-M22AG | 17 | 4.111-033.0 | | | | | | | Adapter 5 to connect the new gun with the old spray lance and new servo regulator with the old spray lance | <input type="checkbox"/> |
| Adapter 6 TR22IG-M22AG | 18 | 4.111-034.0 | | | | | | | Adapter 6 to connect the new device with the old hose and the old hose with the new gun | <input type="checkbox"/> |
| Adapter 7 M18IG-TR20AG | 19 | 4.111-035.0 | | | | | | | Adapter 7 to connect the old spray lance with the new nozzle | <input type="checkbox"/> |
| Adapter 8 TR20IG-M18AG | 20 | 4.111-036.0 | | | | | | | Adapter 8 to connect the new spray lance with the old nozzle | <input type="checkbox"/> |
| Adapter 12 rotary coupling EASY!Lock 22 IG - M22 x 1.8 AG | 21 | 4.111-046.0 | | | | | | | Rotatable adapter for connecting EASY!Force high-pressure gun and high-pressure hoses with M 22x1.5 connection | <input type="checkbox"/> |

☐ Available accessories. ▲ Extension hose.

HDS 12/14-4 ST GAS LPG

1.251-902.0

KÄRCHER


| | | Order no. | | | | | | Price | Description | |
|--|----|-------------|--|--|--|--|--|-------|---|--------------------------|
| Take-off point equipment | | | | | | | | | | |
| Hose and spray lance holder VA | 22 | 2.042-003.0 | | | | | | | Hose and spray lance wall holder for practical and safe storage of high-pressure hoses or spray lances. Stainless steel wall holder. | <input type="checkbox"/> |
| Remote control | | | | | | | | | | |
| Remote control | 23 | 2.637-491.0 | | | | | | | Easy to use remote control for stationary high-pressure cleaners. With rocker switch, ISO housing for wall mounting and fixing material. | <input type="checkbox"/> |
| Remote control I-O, hot/cold, detergent 1-2 | 24 | 2.744-008.0 | | | | | | | Remote control with switches, housing and fixing material for wall mounting. Functions: On/Off, hot/cold water and detergent stage 1/stage 2. | <input type="checkbox"/> |
| Multiple op. control, I-O, hot-cold, 1-2 | 25 | 2.744-011.0 | | | | | | | w. I-O, hot-cold, 1-2 | <input type="checkbox"/> |
| Priority switch | 26 | 2.638-200.0 | | | | | | | Priority switch | <input type="checkbox"/> |
| Coin acceptor, 50 cents | 27 | 2.639-912.0 | | | | | | | Coin acceptor, 50 cents | <input type="checkbox"/> |
| Coin acceptor, 1 € | 28 | 2.639-913.0 | | | | | | | Coin acceptor, € 1 | <input type="checkbox"/> |
| Coin acceptor, 2 € | 29 | 2.639-914.0 | | | | | | | Coin acceptor, € 2 | <input type="checkbox"/> |
| Coin acceptor, tokens | 30 | 6.768-063.0 | | | | | | | Token | <input type="checkbox"/> |
| Multiple coin remote control without coin acceptor | 31 | 2.642-422.0 | | | | | | | The multiple coin remote control (without coin acceptor) for simple operation of stationary HD/HDS machines from Kärcher, e.g. in washing bays. For wall mounting, incl. fastening material. | <input type="checkbox"/> |
| Locking SB-line, magnetic valve | 32 | 4.743-012.0 | | | | | | | Solenoid valve for locking the SB pipe duct for stationary HDS machines from Kärcher. Switches off the high-pressure line between machine and trigger gun when machine is at a standstill. | <input type="checkbox"/> |
| Control cable | | | | | | | | | | |
| Control cable 3 x 1.5 mm ² | 33 | 6.641-059.0 | | | | | | | Connecting cable 3 x 1.5 mm ² . Available by the meter. | <input type="checkbox"/> |
| Control cable 7 x 1.5 m | 34 | 6.641-064.0 | | | | | | | Control cable 7 x 1.5 | <input type="checkbox"/> |
| Control cable 10 x 1.5 m | 35 | 6.641-082.0 | | | | | | | Control cable 10 x 1.5 | <input type="checkbox"/> |
| Conduit | 36 | 2.420-008.0 | | | | | | | Conduit for conduit cable installation. Consisting of 3 m conduit, 5x conduit clips, 5x dowels, 5x screws. | <input type="checkbox"/> |
| Control cable | 37 | 6.647-222.0 | | | | | | | Connection cable available as bulk stock (12 x 1.0 mm ²) for use as control cable. For all stationary HD/HDS machines from Kärcher. | <input type="checkbox"/> |
| High-pressure pipework | | | | | | | | | | |
| Connector, galvanised steel | 38 | 2.638-180.0 | | | | | | | Alternativ : stainless steel 2.638-181 | <input type="checkbox"/> |
| Shut-off valve, galvanised steel | 39 | 4.580-144.0 | | | | | | | Shut-off valve, galvanised steel. Connects between high-pressure pipe system and high-pressure hose. Connectors: 1x M22 x 1.5 and 1x M24 x 1.5. With wall mounting plate and fixing material. | <input type="checkbox"/> |
| Pipe kit, galvanised steel, 3 m | 40 | 2.420-004.0 | | | | | | | High-pressure pipe kit with 3 m galvanised steel pipe Ø 16 x 2.5 mm, DN 11 and fixing accessories: Compression fitting, 4 pipe clamps, 4 hanger bolts and 4 plastic dowels. | <input type="checkbox"/> |
| Tee, galvanised steel | 41 | 6.386-269.0 | | | | | | | Tee (90°), galvanised steel with compression fitting for 16 mm pipes. Fixing material (Ermeto) included. | <input type="checkbox"/> |
| Elbow union, galvanised steel | 42 | 6.386-356.0 | | | | | | | Elbow union, galvanised steel. With 90° angle piece with compression fitting (Ermeto) at both ends for 16 mm pipes. | <input type="checkbox"/> |
| Pipe insulation, per running meter | 43 | 6.286-147.0 | | | | | | | For thermal insulation of pipes. Pipe cladding. Wall thickness 9 mm. PE foam with moisture barrier. Available per running meter. | <input type="checkbox"/> |
| Adapter piece, galvanised steel | 44 | 2.638-182.0 | | | | | | | Alternative: stainless steel 2.638-183 | <input type="checkbox"/> |

☐ Available accessories. ▲ Extension hose.

HDS 12/14-4 ST GAS LPG

1.251-902.0

KÄRCHER


| | | Order no. | | | | | Price | Description | |
|--|----|-------------|--|--|--|--|-------|--|--------------------------|
| Quick-release coupling, fixed part | 45 | 6.463-025.0 | | | | | | fixed part | <input type="checkbox"/> |
| Union nut, galvanised steel | 46 | 6.386-423.0 | | | | | | Union nut, galvanised steel. For 16 mm compression fitting. | <input type="checkbox"/> |
| Cutting ring | 47 | 6.386-357.0 | | | | | | Galvanised steel cutting ring. For 16 mm compression fitting. | <input type="checkbox"/> |
| High-pressure pipe kit | 48 | 2.420-006.0 | | | | | | High-pressure pipe kit with 3 m stainless pipe Ø 16 x 2 mm, ID 12 and mounting accessories: compression fitting, 4 pipe clamps, 4 hanger bolts and 4 plastic dowels. | <input type="checkbox"/> |
| Connection piece, pipe/HP hose, stainless steel (Ermeto) | 49 | 2.638-181.0 | | | | | | Stainless steel | <input type="checkbox"/> |
| Connection piece, pipe/stop cock, stainless steel (Ermeto) | 50 | 2.638-183.0 | | | | | | | <input type="checkbox"/> |
| Stop cock, stainless steel (Ermeto) | 51 | 4.580-163.0 | | | | | | | <input type="checkbox"/> |
| Union nut, stainless steel (Ermeto) | 52 | 6.386-428.0 | | | | | | (VA) | <input type="checkbox"/> |
| T-screw connection, stainless steel (Ermeto) | 53 | 6.386-465.0 | | | | | | Stainless steel | <input type="checkbox"/> |
| Stainless steel elbow union 90° | 54 | 6.386-466.0 | | | | | | Stainless steel elbow union 90° with compression fitting (Ermeto) at both ends for 16 mm pipes. | <input type="checkbox"/> |
| Plant installation | | | | | | | | | |
| Wall bracket | 55 | 2.053-005.0 | | | | | | Wall bracket | <input type="checkbox"/> |
| Water hose, 1.5 m: DN 13, 3/4" nut, 1/2" thread | 56 | 6.389-145.0 | | | | | | Only for use with screw connector 5.402-386.0 | <input type="checkbox"/> |
| For low-pressure remote control, cleaning agent 1 | 57 | 2.637-779.0 | | | | | | For detergent changeover per remote control for stationary HS high-pressure cleaners. Includes level sensor, solenoid valve and dosing valve. Remote control required for operation. | <input type="checkbox"/> |
| Hose track system high-pressure cleaners | | | | | | | | | |
| C-rail, per running metre | 58 | 6.233-017.0 | | | | | | C-rail profile as a guide track. 30x32 mm, 2 mm wall thickness 1.56 kg/m. Available per running metre. | <input type="checkbox"/> |
| Rail connector | 59 | 6.541-011.0 | | | | | | Rail connector | <input type="checkbox"/> |
| End stop | 60 | 6.541-025.0 | | | | | | End stop | <input type="checkbox"/> |
| Cable trolley | 61 | 6.541-026.0 | | | | | | Cable trolley for C-rail profile. 20 kg capacity. Weight 0.11 kg. Galvanised steel ball bearing. | <input type="checkbox"/> |
| End bracket | 62 | 6.541-028.0 | | | | | | End bracket | <input type="checkbox"/> |
| Handle | 63 | 6.541-029.0 | | | | | | C-rail profile clamp. Galvanised steel. Plastic clamping parts. Weight 0.06 kg. | <input type="checkbox"/> |
| Wall bracket | 64 | 6.541-039.0 | | | | | | Wall holder for galvanised steel C-rail profile. | <input type="checkbox"/> |
| Rail holder wall | 65 | 6.541-012.0 | | | | | | Galvanised steel rail bracket for C-rail profile. Weight 0.235 kg. | <input type="checkbox"/> |
| Spray lance runner, movable | 66 | 4.042-610.0 | | | | | | moveable | <input type="checkbox"/> |
| C-rail holder | 67 | 6.541-027.0 | | | | | | Wall-mounted C-rail holding clamp for hose guide of Kärcher high-pressure cleaners. | <input type="checkbox"/> |
| Fuel supply | | | | | | | | | |
| Corrugated gas hose | 68 | 6.388-228.0 | | | | | | Corrugated gas hose | <input type="checkbox"/> |
| Gas shut-off cock | 69 | 6.412-389.0 | | | | | | Gas shut-off cock | <input type="checkbox"/> |
| Gas pressure gauge | 70 | 6.421-059.0 | | | | | | Gas pressure gauge | <input type="checkbox"/> |
| Stationary high-pressure cleaning systems | | | | | | | | | |
| Water solenoid valve | 71 | 4.743-011.0 | | | | | | Water solenoid valve | <input type="checkbox"/> |
| Water hose, 1.5 m, DN 13, R 3/4" nut at both ends. | 72 | 4.440-282.0 | | | | | | Water hose, 1.5 m, DN 13, R 3/4" | <input type="checkbox"/> |
| Stationary high-pressure cleaners | | | | | | | | | |
| Easy Press trigger gun, grey | 73 | 4.775-784.0 | | | | | | Easy Press trigger gun, grey. | <input type="checkbox"/> |

☐ Available accessories. ▲ Extension hose.

HDS 12/14-4 ST GAS LPG

1.251-902.0

KÄRCHER



| | | Order no. | Max. working pressure | Nozzle size | Diameter | Price | Description | |
|--|---|-------------|-----------------------|-------------|----------|-------|--|--------------------------|
| Pipe cleaning hose, ID 6 | | | | | | | | |
| Pipe cleaning hose, ID 6, 10 m, max. 250 bar | 1 | 6.110-046.0 | 250 bar | | | | The 10 m pipe cleaning hose is a highly flexible high pressure hose for pipe interior cleaning (threaded connection for nozzle R 1/8). | <input type="checkbox"/> |
| Pipe cleaning hose, ID 6, 20 m, max. 250 bar | 2 | 6.110-008.0 | 250 bar | | | | The 20 m pipe cleaning hose is a highly flexible high pressure hose for pipe interior cleaning (threaded connection for nozzle R 1/8). | <input type="checkbox"/> |
| Pipe cleaning hose, ID 6, 30 m, max. 250 bar | 3 | 6.110-047.0 | 250 bar | | | | The 30 m pipe cleaning hose is a highly flexible high pressure hose for pipe interior cleaning (threaded connection for nozzle R 1/8). | <input type="checkbox"/> |

☐ Available accessories. ▲ Extension hose.

HDS 12/14-4 ST GAS LPG

1.251-902.0

KÄRCHER



| | | Order no. | Flow rate | Nozzle size | Diameter | Price | Description | |
|---|---|-------------|---------------|-------------|----------|-------|---|--------------------------|
| FR 30 Me surface cleaner | | | | | | | | |
| Hard Surface Cleaner FR 30 Me | 1 | 2.111-013.0 | | | 300 mm | | Hot water resistant stainless steel surface cleaner with double ceramic bearings, non-marking swivel castors and suction hose connection. Ideal for indoor cleaning, e.g. food industry. | <input type="checkbox"/> |
| Hard Surface Cleaner FR 50 | | | | | | | | |
| Surface Cleaner FR 50 Me | 2 | 2.111-023.0 | | | 500 mm | | Hot water resistant stainless steel surface cleaner with 500 mm working width. Ideal for large areas. With double ceramic bearings, push handle, non-marking swivel castors and detergent dosing system. | <input type="checkbox"/> |
| Machine-specific nozzle kits for FR | | | | | | | | |
| Nozzle kit for surface cleaners | 3 | 2.639-188.0 | 1100-1300 l/h | | | | Nozzle kit includes power nozzles and unions. For Kärcher surface cleaners (1100 to 1300 l/h). | <input type="checkbox"/> |
| Machine-specific nozzle kits for FRV | | | | | | | | |
| Nozzle kit 080 - for FRV | 4 | 2.642-982.0 | | 80 | | | Machine-specific nozzle kit with Kärcher power nozzles and jet nozzle for FRV 30. | <input type="checkbox"/> |
| FRV 30 Me surface cleaner | | | | | | | | |
| Extension hose FRV 30 Me and FRV 50 Me | 5 | 4.441-040.0 | | | | | 5 m extension hose for FRV 30 Me. Includes connecting adapter. | <input type="checkbox"/> |
| FRV 30 Me Surface Cleaner | 6 | 2.111-012.0 | | | | | Thanks to automatic suction of the dirty water, the stainless steel FRV 30 Me Surface Cleaner makes surface cleaning more efficient in both inside and outside areas. Hot water cleaning up to 85°C. | <input type="checkbox"/> |
| Surface Cleaner FR 50 Me | | | | | | | | |
| FRV 50 Me surface cleaner | 7 | 2.111-024.0 | | | | | Surface cleaning with automatic suction of the dirty water for very large surfaces - this means the FRV 50 Me. Hot water cleaning up to 85°C. The FRV 50 Me features a temperature-resistant 10 m polyurethane suction hose. Additional quality features are the non-marking steering rollers and double ceramic bearing. Machine-specific nozzle kit must be ordered separately. Max. 250 bar / 2000 l/h / 85°C. | <input type="checkbox"/> |

☐ Available accessories. ▲ Extension hose.

HDS 12/14-4 ST GAS LPG

1.251-902.0


KÄRCHER


| | | Order no. | Flow rate | | | | Price | Description | |
|--|---|-------------|---------------|--|--|--|-------|---|--------------------------|
| Cup foam lance | | | | | | | | | |
| Cup foam lance Advanced 025 | 1 | 2.112-017.0 | | | | | | Short, handy foam lance with adjustable spray angle with 1 litre detergent tank. Ideal for cleaning cars due to its compact design. | <input type="checkbox"/> |
| 1-litre cleaning agent container for advanced foam lance | 2 | 6.414-050.0 | | | | | | Additional 1-litre cleaning agent container for quick replacement of the cleaning agent (for foam lance 2.112-017.0 and 2.112-018.0). | <input type="checkbox"/> |
| Inno Foam Kit | | | | | | | | | |
| Inno Foam Set with detergent injector | 3 | 2.112-000.0 | | | | | | High-pressure foam system with double lance (foam nozzle and high-pressure jet for rinsing). For use with mobile and stationary high-pressure and HDS pressure cleaners for cleaning or disinfection. | <input type="checkbox"/> |
| Easy Foam Set | | | | | | | | | |
| Easy Foam Set with RM injector | 4 | 2.112-010.0 | | | | | | HP foam system for use with. HD/HDS units for cleaning and disinfecting. Foam nozzle for connection to lance and HP chemical injector with precision 0-5% metering valve. The machine specific nozzle kit has to be ordered separately. | <input type="checkbox"/> |
| Easy Foam Set | 5 | 2.112-011.0 | | | | | | | <input type="checkbox"/> |
| Nozzle kits for Inno/Easy Foam Set | | | | | | | | | |
| Nozzle kit 110 for Inno / Easy Set 1,000-1,300 l/h | 6 | 2.111-020.0 | 1000-1300 l/h | | | | | Nozzle kit 110 contains Kärcher power nozzles and nozzle inserts. For Inn/Easy-Foam set 1000-1300 l/h. For optimal foam system performance. | <input type="checkbox"/> |
| Foam nozzle mounting kit | | | | | | | | | |
| Foam nozzle attachment kit | 7 | 2.112-013.0 | | | | | | Foaming agent kit. The foam nozzle is ideal for use in sanitary areas and the food industry and wherever long application times are necessary. | <input type="checkbox"/> |

☐ Available accessories. ▲ Extension hose.

HDS 12/14-4 ST GAS LPG

1.251-902.0

KÄRCHER


| | | Order no. | Length | | | | | Price | Description | |
|--|---|-------------|--------|--|--|--|--|-------|---|--------------------------|
| Automatic, self-winding hose reels for wall mounting | | | | | | | | | | |
| Automatic hose reel, powder-coated steel / plastic | 1 | 6.392-074.0 | 20 m | | | | | | Automatic hose reel for 20 m high-pressure hose. The console is made from powder-coated steel, the drum is made from plastic. | <input type="checkbox"/> |
| Automatic stainless steel / synthetic material hose drum | 2 | 6.392-083.0 | 20 m | | | | | | Automatic hose reel for 20 m high-pressure hose. The console consists of stainless steel, the drum is made from plastic. | <input type="checkbox"/> |
| Automatic hose reel, coated | 3 | 6.392-106.0 | 20 m | | | | | | Automatic hose reel of durable plastic. Painted steel bracket. Suitable for 20 m high-pressure hose. | <input type="checkbox"/> |
| Hose reel, automatic, basalt grey-coated | 4 | 6.392-105.0 | 20 m | | | | | | Automatic hose reels provide the highest level of safety and convenience for winding and unwinding HP hoses. For example: order no. 6.110-011.0 (ID 8, 20 m, 315 bar) or order no. 6.110-028.0 (ID 8, 20 m, 400 bar Longlife). | <input type="checkbox"/> |
| Automatic hose reel, stainless steel, includes swivel holder | 5 | 6.392-076.0 | 20 m | | | | | | Automatic stainless steel hose reel. With swivel holder. Suitable for 20 m high-pressure hose. | <input type="checkbox"/> |
| Automatic stainless steel hose reel | 6 | 6.392-122.0 | 20 m | | | | | | High-grade, automatic steel hose reel. Especially suitable for use in the food industry. The material and finish provide for a corrosion-resistant, watertight capsuled sprong drive. Connection for HP hoses with nipple. | <input type="checkbox"/> |
| | 7 | 6.392-442.0 | 40 m | | | | | | Automatic hose reels provide the highest level of safety and convenience for winding and unwinding HP hoses. Compatible high-pressure hose, e.g. order no. 6.110-076.0 (ID 8, 40 m, 400 bar, 1x hose reel connection attachment kit). | <input type="checkbox"/> |
| Powder-coated swivel holder | 8 | 2.639-931.0 | | | | | | | Swivel holder for automatic hose reel wall mounting. For maximum action radius and flexibility of high-pressure hose. Rotatable 120°. Galvanised steel. | <input type="checkbox"/> |
| Stainless steel swivel holder | 9 | 2.641-867.0 | | | | | | | Swivelling wall bracket made of high-grade steel (for 2.641-866). This makes maximum flexibility and convenience possible when working with the HP hose. | <input type="checkbox"/> |

☐ Available accessories. ▲ Extension hose.

HDS 12/14-4 ST GAS LPG

1.251-902.0

KÄRCHER



| | | Order no. | Nozzle size | | | | Price | Description | |
|---|---|-------------|-------------|--|--|--|-------|---|--------------------------|
| Wet blasting attachment (without nozzle) | | | | | | | | | |
| Wet blasting attachment with flow control (without nozzles) | 1 | 4.115-000.0 | | | | | | Paint, rust and scale removal made easy: Kärcher wet blasting attachment with flow control for adding blasting abrasive to the high-pressure jet. | <input type="checkbox"/> |
| Wet blasting attachment without flow control (nozzles not included) | 2 | 4.115-006.0 | | | | | | Paint, rust and scale removal made easy: Kärcher wet blasting attachment with flow control for adding blasting abrasive to the high-pressure jet. Without flow control. | <input type="checkbox"/> |
| Nozzle kits for wet jet unit | | | | | | | | | |
| Nozzle kit for 080 wet jet unit | 3 | 2.112-029.0 | 80 | | | | | Consisting of wet jet nozzle and nozzle insert – only for use in combination with wet jet unit 4.115-000.0 4.115-006.0. | <input type="checkbox"/> |
| Boron carbide nozzle | | | | | | | | | |
| Boron carbide, for machines from 1,000 l/h | 4 | 6.415-083.0 | 8 mm | | | | | In addition to nozzle packs. Very wear-resistant nozzle with boron carbide chuck for continuous-duty operation. | <input type="checkbox"/> |

☐ Available accessories. ▲ Extension hose.

HDS 12/14-4 ST GAS LPG

1.251-902.0



| | | Order no. | | | Price | De- scrip- tion | |
|---|---|-------------|--|--|-------|--|--------------------------|
| Geka coupling | | | | | | | |
| Geka connector with internal thread, R 1" | 1 | 6.388-458.0 | | | | with female thread | <input type="checkbox"/> |
| Backflow check valve | | | | | | | |
| Backflow preventer | 2 | 2.641-374.0 | | | | To prevent detergent getting into the drinking water cycle in case of inlet at | <input type="checkbox"/> |

☐ Available accessories. ▲ Extension hose.

HDS 12/14-4 ST GAS LPG

1.251-902.0

KÄRCHER



| | | Order no. | Flow rate | | | | Price | Description | |
|--|---|-------------|--------------|--|--|--|-------|--|--------------------------|
| Push-on washing brush | | | | | | | | | |
| Push-on wash brush | 1 | 4.762-497.0 | | | | | | The wash brush is fitted directly onto the devices' new dual and triple nozzles using clamping. | <input type="checkbox"/> |
| | 2 | 4.113-001.0 | | | | | | For general-purpose cleaning of all surfaces. Clamps directly onto the spray lance. Connection M 18 x 1.5 | <input type="checkbox"/> |
| Rotating washing brush | | | | | | | | | |
| Rotating wash brush for > 800 l/h machines, nylon bristles | 3 | 4.113-002.0 | 800-1300 l/h | | | | | Driven by water stream. Gently removes fine dust and traffic film from any surface. Temperature resistant up to 60°C, M 18 x 1.5 (replaceable brush insert). | <input type="checkbox"/> |
| Rotating wash brush for > 800 l/h machines, natural bristles | 4 | 4.113-005.0 | 800-1300 l/h | | | | | | <input type="checkbox"/> |

☐ Available accessories. ▲ Extension hose.

HDS 12/14-4 ST GAS LPG

1.251-902.0



| | | Order no. | | | | | Price | Description | |
|---|---|-------------|--|--|--|--|-------|--|--------------------------|
| Wash bay equipment | | | | | | | | | |
| 360° swivelling boom for high-pressure hose | 1 | 4.058-106.0 | | | | | | Swivelling boom for HP-working hose (360° turning circle). Mounted above the washing bay. | <input type="checkbox"/> |
| Tokens | | | | | | | | | |
| Tokens 26 x 2.3 mm | 2 | 6.768-169.0 | | | | | | Set of tokens, stamped | <input type="checkbox"/> |
| Miscellaneous | | | | | | | | | |
| Swinging boom 180°, wall-mounted | 3 | 2.637-120.0 | | | | | | Ideal for stationary HD/HDS machines from Kärcher, e.g. in washing bays; wall-mounted swivelling boom with 180° outreach for holding the high-pressure hose. | <input type="checkbox"/> |

☐ Available accessories. ▲ Extension hose.