

FloorCare

Product Range 2022



Numatic

FloorCare

Providing **innovative, reliable** and **effective floorcare solutions**, in even the most demanding environments.



FloorCare Contents

Hurricane Rotary Floor Machines	4-6
NuShine Rotary Floor Machine	7
NuSpeed Rotary Floor Machines	8-9
Nu-Assist	10-11
TwinTec Mains	12-15
NX300 Pro Cordless Network	16-20
TwinTec Battery	21-27
Compact Ride-on	28-29
Ride-on	30-33
Accessories	34-37



The 244NX Compact Scrubber Dryer reduces labour costs by 70% and water use by 80%.*

See pages 18-19 for details.

*Time saving of 70% vs mopping / wage £11 per hour. 100sqm 7 days per week. Water use by 80% based on replacing 16L mopping system, cleaning 7 days per week.

HFM1015G Floor Machine


The HFM1015G 150rpm machine is equipped with the 1000W Hurricane motor providing a light-weight and economical solution.

All Hurricane models incorporate our ATC, Automatic Torque Control, monitoring and balancing operational power input throughout the cleaning cycle.

BUILT to Last
Powerful, heavy-duty Hi-Cool 1000W long-life motor.

PERFORMANCE You Can Trust
Long-life, low-load, oil filled planetary gearbox delivers seamless power transmission to the floor, ensuring excellent results.

POWERFUL CLEANING Results
User-friendly features offers power, convenience and efficiency.



Model	HFM1015G
Motor (W)	1000
Deck (MM)	450
Brush (MM)	450
Pad (MM)	400
NET Weight (KG)	26.0
Power (Volts AC/Hz)	230 / 50
Brush Speed (RPM)	150
Vacuum (DRY)	Optional
Cleaning Range (M)	32.0
Dimensions WxLxH (MM)	460x560x1250

USER Comfort
Find the perfect working position with fully adjustable handle.

WIDE RANGE of Accessories
A wide range of accessories available for all applications. (See page 34-37).



HFM1015G
Brush Speed **150**rpm
• Scrubbing




HFM1015G



HFM1500G Series Floor Machine

The HFM1500G series is available in a choice of 4 different speeds, 150rpm, 230rpm, 300rpm and extra Hi-speed 450rpm.



HFM1515G
Brush Speed **150**rpm
• Scrubbing

HFM1523G
Brush Speed **230**rpm
• General Purpose

HFM1530G
Brush Speed **300**rpm
• Polishing

HFM1545G
Brush Speed **450**rpm
• Polishing

PERFORMANCE You Can Trust
Long-life, low-load, oil filled planetary gearbox delivers seamless power transmission to the floor, ensuring excellent results.

BUILT to Last
Powerful heavy-duty Hi-Cool 1500W long-life motor.

PROFESSIONAL CLEANING Performance
With the range of speeds available, machines can be selected to cover the whole range of floor care maintenance be it scrubbing, polishing, buffing, burnishing or spray cleaning.

USER Comfort
Find the perfect working position with fully adjustable handle.

WIDE RANGE of Accessories
A wide range of accessories available for all applications. (See page 34-37).



Model	HFM1515G / 1523G / 1530G / 1545G
Motor (W)	1500
Deck (MM)	450
Brush (MM)	450
Pad (MM)	400
NET Weight (KG)	32.0
Power (Volts AC/Hz)	1515G / 1523G / 1530G - 230 / 50/60 1545G - 230 / 50
Brush Speed (RPM)	150 / 230 / 300 / 450
Vacuum (DRY)	Optional
Cleaning Range (M)	32.0
Dimensions WxLxH (MM)	460x560x1250

HFT1530G Dual Speed

There are more and more applications where the floor machine must fulfil two functions literally at the “Flick of a Switch”.

BUILT to Last

Powerful, heavy-duty Hi-Cool 1000W / 1250W long-life motor.

PERFORMANCE You Can Trust

Incorporating ATC (Automatic Torque Control) to monitor and balance operational power input throughout the cleaning cycle.

POWERFUL CLEANING Results


Dual speed motor offers power, convenience and efficiency.

USER Comfort

Find the perfect working position with fully adjustable handle.

WIDE RANGE of Accessories

A wide range of accessories available for all applications. (See page 34-37).



Fully Adjustable Handle

Model	HFT1530G
Motor (W)	1000 / 1250
Deck (MM)	450
Brush (MM)	450
Pad (MM)	400
NET Weight (KG)	32.0
Power (Volts AC/Hz)	230 / 50/60
Brush Speed (RPM)	150 / 300
Vacuum (DRY)	Optional
Cleaning Range (M)	32.0
Dimensions WxLxH (MM)	460x560x1250



HFT Twin Speed Selection



Optional 10kg Additional Weight (150rpm)



HFT1530G
Brush 150/
Speed 300rpm
• Scrubbing
• Polishing

HFT1530G

HNS1550G High Speed Burnisher

Great styling, easy control and powerful. Designed to allow for effortless performance at higher burnishing speeds.

When size and weight are a factor, the HNS offers the ideal balance.

BUILT to Last

Powerful, heavy-duty Hi-Cool 1500W long-life motor.

EFFORTLESS Manoeuvrability

All directional control for a consistently high standard of finish.

POWERFUL CLEANING Results

Brush Pressure Monitor for complete control of the perfect surface finish, achieving optimum results with superior handling.

PERFORMANCE You Can Trust

Incorporating ATC (Automatic Torque Control) to monitor and balance operational power input throughout the cleaning cycle.

USER Comfort

Find the perfect working position with fully adjustable handle.

Fully Adjustable Handle

Find the perfect working position.

Simple Load Adjustment


Powerful cleaning results with pad pressure control and the perfect surface finish.

Directional Castors

Effortless manoeuvrability with directional control for a consistently high-standard of finish.

Skirt Buffer

Providing wall and door protection.



HNS1550G
Brush Speed 1500rpm
• Burnishing

HNS1550G



Simple Load Adjustment



LCD Power / Overload Indicator

Ease of Transit

Transport wheels for ease of transit.

Model	HNS1550G
Motor (W)	1500
Deck (MM)	500
Pad (MM)	500
NET Weight (KG)	35.0
Power (Volts AC/Hz)	230 / 50
Brush Speed (RPM)	1500
Pad Pressure	Variable
Cleaning Range (M)	32.0
Dimensions WxLxH (MM)	560x740x1260

NLL332 / 415 Rotary Floor Machine

The NuSpeed LoLine will put truly usable power, convenience and efficiency in the hands of the operator, providing superb results.

NLL415
Brush Speed **150** rpm
• Lightweight
• General Purpose

NLL332
Brush Speed **200** rpm
• Lightweight
• General Purpose



- EASY Storage**
Compact and lightweight design that folds flat for easy storage.
- UNRIVALLED Performance**
200rpm equalling performance of bigger industrial machines.
- WIDE RANGE of Accessories**
A range of accessories, pads and brushes available. (See page 34-37).
- POWERFUL CLEANING Results**
User-friendly features offers power, convenience and efficiency.
- NULOC2 System**
Optional pad interchange systems, quick, simple and secure.



Solution Tank Option

Easy Storage
Folds flat for compact convenience.

Wide Range of Accessories
A variety of brushes and pads are available to suit your cleaning needs.

Solution Tank Optional



Model	NLL332	NLL415
Tank Capacity (L)	4	4
Motor (W)	400	400
Deck (MM)	330	400
Brush (MM)	330	400
Pad (MM)	330	360
NET Weight (KG)	18.0	18.5
Power (Volts AC/Hz)	230 / 50	230 / 50
Brush Speed (RPM)	200	150
Cleaning Range (M)	32.0	32.0
Dimensions WxLxH (MM)	330x540x1145	360x540x1145

Images may include optional accessories for illustration purposes.

NR1500S Heavy-duty Floor Machine

The NuSpeed range of professional FloorCare machines has been specifically designed to provide optimum results whatever the application.

- BUILT to Last**
Powerful, heavy-duty Hi-Cool 1500W long-life motor.
- XTRA Weight**
An increase in operation weight of 40kg for Xtra powerful cleaning.
- PERFORMANCE You Can Trust**
Automatic Torque Control (ATC) balances power input.
- POWERFUL CLEANING Results**
User-friendly features offers power, convenience and efficiency.
- WIDE RANGE of Accessories**
A wide range of accessories available for all applications. (See page 34-37).



(See page 34-37 for Full Accessories)



Planetary Gearbox

Model	NR1500S
Motor (W)	1500
Deck (MM)	450
Brush (MM)	450
Pad (MM)	400
NET Weight (KG)	40.0
Power (Volts AC/Hz)	230 / 50/60
Brush Speed (RPM)	150
Vacuum (DRY)	Optional
Cleaning Range (M)	32.0
Dimensions WxLxH (MM)	450x580x1250



NR1500S
Brush Speed **150** rpm
• Heavy Duty Scrubbing

Folds Flat for Easy Storage

NR1500S

Nu-Assist Increase Cleaning Productivity

Providing training is not always straightforward and can be time-consuming, complex and costly.

The Nu-Assist App offers the benefit of online training, through a simple, versatile, and user-friendly solution, resulting in increased cleaning performance and productivity.

Multilingual Support

With Nu-Assist on-hand, you and your team have 24/7 access to multilingual training, troubleshooting and maintenance content from any mobile device, increasing cleaning productivity across the board.



Download the App



Nu-Assist delivers multilingual training, troubleshooting and maintenance content, from one convenient App.

Visit: numatic.com/apps/nu-assist

Training and Support Around the Clock

Quick Start Guides


Don't delay and get straight to business with our quick start guides. Learn how to get your machine up and running and start achieving those high-quality cleaning results as quickly as possible.

Maintenance Video

Find out how to effectively maintain your machine in order to ensure maximum cleaning productivity, time and time again.

Troubleshooting Video

Got a problem with your machine? Get help whenever you need it with Nu-Assist. Our wide range of handy troubleshooting videos help you to identify and resolve problems quickly and easily, meaning less down time and more time to get the job done.



Quick Start Videos

How it works

1. Scan the QR Code on the Machine
2. Open in App or Mobile Browser
3. View Quick Start Videos
4. Carry Out Maintenance Checklist
5. Complete Operator Training



Troubleshooting and Maintenance Videos

Auto Product Finder loads relevant training content



TT1535G Cylinder Power Brush

Designed to be compact, easy to operate and exceptionally manoeuvrable when in use, whilst the oversized transit wheels allow easy movement to and from any specific locations.



TT1535G
Brush Speed **1000**rpm
Tank Capacity **15**L

POWERFUL Cleaning Results

Cylinder Power Brush ensures deep, powerful cleaning results.

USER Comfort

Easy to use operator controls and multi-directional operation.

UNRIVALLED Performance

Walk forwards and reverse without loss of performance.

EASE of Transit

Oversized transit wheels and swing steering for easy movement.

COMPACT & Convenient


Compact, yet exceptionally manoeuvrable design.



Adjustable Water Flow



Simple Operator Controls



Easy Brush Change



Overfill Cut-off System

Model	TT1535G
Tank Capacity (L)	15
Vac Motor (W)	1000
Brush Motor (W)	400
Brush (MM)	350
NET Weight (KG)	38.0
Power (Volts AC/Hz)	230 / 50
Brush Speed (RPM)	1000
Cleaning Range (M)	42.0
Dimensions WxLxH (MM)	480x750x740

TT1840G Compact Mains Scrubber Dryer

The TwinTec 1840 cable machine has been designed to address the question of size, being exceptionally compact, yet with performance equal to bigger machines.

TT1840G
Brush Speed **150**rpm
Tank Capacity **18**L

COMPACT & Convenient

Performance of a bigger machine, in a smaller, more convenient package.

CLEAN, DRY & SAFE Floors in Minutes

Consistent, quick and high-quality cleaning results, wherever they're needed.

OPTIMISE Productivity Everywhere

Compact and unobtrusive design for small and congested areas.

USER-FRIENDLY Controls

Incorporating user-friendly, colour-coded controls and soft-touch dash.

EASY Brush or Pad Change

Quickly and easily change the brush or pad one-handed.



Tilting Deck for Easy Brush / Pad Change



Handle Folds Flat for Easy Storage



Simple Controls



Visible Operation

Nu-Assist
See pages 10-11 for more information

Model	TT1840G
Tank Capacity (L)	18
Vac Motor (W)	300
Brush Motor (W)	400
Deck (MM)	400
Brush (MM)	400
Pad (MM)	360
NET Weight (KG)	38.5
Power (Volts AC/Hz)	230 / 50
Cleaning Range (M)	42.0
Brush Speed (RPM)	150
Dimensions WxLxH (MM)	520x880x1132

TT4045G/4055G Walk-behind Mains Scrubber Dryer

The TwinTec mains cable range has masterful performance moving under its own brush power with amazing speed and purpose. Available with 450mm or 550mm scrub width.

POWERFUL Cleaning Results

Powerful wet pick-up with heavy-duty Polyform tanks and TwinFlo vacuum motor.

USER Comfort

Incorporating user-friendly controls, including simple vacuum and water switch.

BUILT to Last

Heavy-duty Structofoam chassis construction to endure years of industrial use.

STAY CLEANING for Longer

Huge 40L capacity, 150rpm brush speed and 450mm brush width (TT4045G) or 550mm brush width (TT4055G).

FLEXIFILL System

Easy filling and emptying system.



Nu-Assist

See pages 10-11 for more information



Operator Friendly Colour-coded Additional Fill and Filter Point

Model	TT4045G	TT4055G
Tank Capacity (L)	40	40
Vac Motor (W)	1200	1200
Brush Motor (W)	1500	1500
Deck (MM)	450	550
Brush (MM)	450	550
Pad (MM)	400	500
NET Weight (KG)	67.0	68.0
Power (Volts AC / Hz)	230 / 50	230 / 50
Cleaning Range (M)	42.0	42.0
Brush Speed (RPM)	150	150
Dimensions WxLxH (MM)	470x890x1100	560x935x1100



Fully Adjustable Handle



Tilting Deck for Easy Brush Change and Storage

TT6650G Walk-behind Mains Scrubber Dryer

The TT6650G cable machine is a genuine workhorse providing a truly cost effective answer to big area, low cost floor maintenance.



TT6650G
Brush Speed 150rpm
Tank Capacity 60L

PROFESSIONAL Results

Powerful wet pick-up with Polyform tanks and TwinFlo Vacuum Motor.

USER Comfort

Simple operator controls with fully adjustable handle and FlexiFill system.

BUILT to Last

Heavy-duty Structofoam chassis construction to endure years of industrial use.

STAY CLEANING for Longer

Huge 60L capacity, 150rpm brush speed and 650mm brush width.

EASY Brush or Pad Change

Quickly and easily change the brush or pad with the tilting deck.



Operator Friendly Colour-coded Touch Point Easy to Fill with Integrated Filter

Model	TT6650G
Tank Capacity (L)	60
Vac Motor (W)	1200
Brush Motor (W)	1500
Deck (MM)	650
Brush (MM)	650
Pad (MM)	600
NET Weight (KG)	87.6
Power (Volts AC / Hz)	230 / 50
Cleaning Range (M)	42.0
Brush Speed (RPM)	150
Dimensions WxLxH (MM)	970x1260x1230



Tilting Deck for Easy Brush / Pad Change and Storage

The Next Generation of Battery Technology



numatic.com/NX300

NX300 Pro Cordless Network delivers professional level performance to a versatile and expanding range. Quicker, safer and more convenient, switching to Pro Cordless raises productivity levels, saving time and money.



Smart Safe Charge System
Built-in battery status and health check safety system. The SoH (State of Health) system monitors multiple parameters ensuring battery safety.

Maximum Energy Deployment
Delivering power from cell to machine with minimum power loss via high-quality welded nickel power rails.

Integrated Heatsink Casing
Quickly and efficiently cools the pack in use, optimising delivery of power.

Integrated Cooling Design
Keeping cool allows maximum power delivery, the clever NX300 pack design eliminates air pockets acting as an insulation transmitting heat directly out of the pack.

Integrated Handle
Quickly and easily hot swap batteries across the Pro Cordless Network.



NEW 244NX
Page 18-19

TTB1840NX
Page 20

Enhanced ENERGY STORAGE

Research and development in cell chemistry and a newly developed x30 cell design delivers a 60% increase in available energy. The NX300 battery truly delivers on power with 300Wh of energy.

ONE FITS ALL Productivity

The convenience, safety and power of Pro Cordless, with reduced costs and lower maintenance from a single battery and charger system.

RUNTIME

Each product in the Pro Cordless Network is engineered to optimise the NX300 battery energy storage, providing the right balance of runtime and power for each cleaning task.

1 HOUR Fast Charge

Recharged to 80% in an hour* and ready to go for every product in the NX300 Pro Cordless Network.

COST Effective

Made for the long haul, the NX300 battery won't let you down, engineered and tested for commercial use delivering up to 2500 charge cycles.

* Higher ambient temperatures may increase charge time.



Quick and Easy Battery Change

Model	Weight (KG)	Battery Capacity (Wh)	Charge Time (HR)	Lifecycle
NX300	2.0	300	1 - 80% / 2 - 100%	Up to 2500

Power the Entire Fleet with NX300 Pro Cordless Network

More Time to Clean
Switching from corded to cordless reduces overall cleaning time every day, maximising productivity with no need to keep plugging and unplugging.

No Cable Trips
Safe and unobtrusive cleaning with no cable, making it the ideal solution to minimise the risk of slips, trips and falls.

Lower Energy Cost
High-efficiency cleaning delivers extended runtime, expanding commercial operation and applications with lower annual energy usage.



No Testing Required
No need for high-cost PAT testing on multiple corded machines when switched over to cordless.

Lower Noise
Minimising distractions and interruptions with lower noise levels compared to corded machines.

All Hours Cleaning
Combining total cordless freedom, powerful and professional cleaning results. Perfect for day cleaning and safe operation in public areas with high footfall.



NEW 244NX Compact Scrubber Dryer

The 244NX Compact and Cordless Scrubber Dryer delivers fast, effective cleaning across hard floors.

Often the only solution when cleaning in small and congested areas has been traditional mopping, typically leaving floors wet with inconsistent results. The 244NX is lightweight and easy to use, leaves floors clean, dry and safe whilst reducing labour costs by 70% and water use by 80%.*

*Time saving of 70% vs mopping / wage £11 per hour. 100sqm 7 days per week. Water use by 80% based on replacing 16L mopping system, cleaning 7 days per week.

PAY BACK in 5 minutes

Switching to the 244NX for just 5 minutes a day instead of mopping makes big savings, returning the total machine cost in 3 years.*

ONE-PASS Performance

One-pass cleaning performance is achieved by applying brush pressure and powerful drive motors with the right amount of water in the right place.

Smart & SUSTAINABLE

The Centrifugal delivery of water using a direct feed through the brushes minimises overall water use, has no messy spray-off and increases efficiency by reducing time-consuming refills.

AGILE & Lightweight

Agile and lightweight handling easily navigates obstacles in congested areas gliding over floors for controlled, effortless cleaning.

PARK-UP Mode

“Park-Up” feature allows users to quickly park-up to move obstacles or carry out other cleaning tasks.

Reduces labour costs by 70% and water use by 80%.*

Model	244NX
Solution Tank Capacity (L)	2.2
Recovery Tank Capacity (L)	3.0
Vac Motor (W)	100
Brush Motor (W)	2x200
Brush/Pad (MM)	2x220
NET Weight (KG)	21.3
Power (V)	36
Runtime (MINS)	Up to 80
Recharge Time (HR)	1 - 80% / 2 - 100%
Brush Speed (RPM)	140
Dimensions WxLxH (MM)	520x450x1200



244NX
Brush Speed **140rpm**
Tank Capacity **2.2L**



Nu-Assist
See pages 10-11 for more information



Colour-coded Touchpoints
Operator friendly colour-coded touchpoints.

Easily Removable Tanks
Simple and fast emptying and filling.

Fully Adjustable Handle
Find the perfect working position with fully adjustable handle.


45°

Adjustable Water Flow
Easily adjust water flow to suit your cleaning.

Foot-operated Floor Tool
Eliminates frequent bending.

Centrifugal Water Delivery
Direct water feed through the brushes distributes water evenly and consistently across the cleaning area.

Counter Rotating Brushes
Delivering controlled and lightweight handling with no messy spray.



Easily Removable Tanks



Foot-operated Floor Tool



Easy to Use Simple Set-up

NEW TTB1840NX Compact Battery Scrubber Dryer

High-performance digital motor, powerful NX300 36V battery technology and precision-engineered floor tool for clean, dry and streak-free floors.

COMPACT & Convenient

With the cleaning performance of a much bigger machine, ideal for cleaning tighter spaces and public areas.

CLEAN, DRY & SAFE Floors in Minutes

Consistent, quick and high-quality cleaning results, wherever they're needed.

STAY Cleaning for Longer

NX300 36V Battery Technology delivers 300Wh energy storage capacity with 60mins runtime, delivering consistent, powerful cleaning.

FAST Charge

Charged and ready to go in just 1 hour. The NX300 battery packs recharge to 80% in just 1 hour.



Sustainable Cleaning
Our Centrifugal Water System ensures precise distribution across the brush or pad, delivering on cleaning performance whilst saving water.

Model	TTB1840NX
Tank Capacity (L)	18
Vac Motor (W)	100
Brush Motor (W)	175
Deck (MM)	400
Brush (MM)	400
Pad (MM)	360
NET Weight (KG)	34.0
Power (V)	36
Runtime (MINS)	60
Recharge Time (HR)	1 - 80% / 2 - 100%
Brush Speed (RPM)	150
Dimensions WxLxH (MM)	520x850x1132



Quick and Easy Brush Change



Easy Emptying Hose



Quick Change NX300 Battery Pack



Nu-Assist
See pages 10-11 for more information

HGB/TGB3045 Walk-behind Battery Scrubber Dryer

The 3045 is where it all started. It has been a leader for over 20 years and offers the best of both worlds with compact design and a full width cleaning capability.

POWERFUL Cleaning

Powerful wet pick-up with heavy-duty Polyform tanks and TwinFlo vacuum motor.

CLEAN, DRY & SAFE Floors in Minutes

Consistent, quick and high-quality cleaning results, wherever they're needed.

CORDLESS FREEDOM, Flexibility & Safety

Total freedom, flexibility and safety of cable-free operation.

USER-FRIENDLY Controls

Incorporating user-friendly, colour-coded controls.

BUILT to Last

Incredibly tough and chemical resistant Structofoam moulded chassis.



Independently rated the **UK's most reliable** vacuum brand



On-board Charger



Simple Controls

Model	HGB3045 / TGB3045
Tank Capacity (L)	30
Vac Motor (W)	400
Brush Motor (W)	300
Deck (MM)	450
Brush (MM)	450
Pad (MM)	400
NET Weight (KG)	90.0
Power Volts (V / Ah 55)	2x12 (24)
Runtime (MIN)	90
Recharge Time (HR)	10
Brush Speed (RPM)	100
Dimensions WxLxH (MM)	470x890x1100

Nu-Assist
See pages 10-11 for more information

TGB4045/4055/T Walk-behind Battery Scrubber Dryer

Optimise cordless convenience with 40L capacity and 450mm or 550mm scrub width, user-friendly controls and on-board charging system help make for true versatile cleaning convenience.

Tough professional construction that offers powerful cordless cleaning results, with long-life GelTec batteries and clear battery meter indicator.



POWERFUL Cleaning Results

Powerful wet pick-up with heavy-duty Polyform tanks and TwinFlo vacuum motor.

CLEAN, DRY & SAFE Floors in Minutes

Consistent, quick and high-quality cleaning results, wherever they're needed.

CORDLESS FREEDOM, Flexibility & Safety


Total freedom, flexibility and safety of cable-free operation.

EFFORTLESS Cleaning

The TGB4055T model offers effortless cleaning with powerful traction unit, essential where inclines such as wheelchair ramps are present.

STAY CLEANING for Longer

Huge 40L capacity, 100rpm brush speed and 450mm brush width (TGB4045) or 550mm brush width (TGB4055/T).




Nu-Assist

Increase Cleaning Productivity

The Nu-Assist App offers the benefit of online training, through a simple, versatile, and user-friendly solution, resulting in increased cleaning performance and productivity.

How it works

1. Scan the QR Code on the Machine
2. Open in App or Mobile Browser
3. View Quick Start Videos
4. Carry Out Maintenance Checklist
5. Complete Operator Training



Visit:
[numatic.com/
apps/nu-assist](http://numatic.com/apps/nu-assist)



Model	TGB4045	TGB4055 / T
Tank Capacity (L)	40	40
Vac Motor (W)	400	400
Brush Motor (W)	300	300
Deck (MM)	450	550
Brush (MM)	450	550
Pad (MM)	400	508
NET Weight (KG)	128.0	129.5 / 139.5
Power Volts (V / Ah 100)	2x12 (24)	2x12 (24)
Runtime (HRS)	2.25	2.25 / 2.0
Recharge Time (HR)	8	8
Brush Speed (RPM)	100	100
Dimensions WxLxH (MM)	470x1070x1160	560x1115x1160

TGB6055/T Walk-behind Battery Scrubber Dryer

Cordless convenience, with huge 60L capacity and 550mm scrub width, the TGB6055 models address the need for bigger capacity whilst maintaining a compact design.

Both models have easy-to-use controls, dual brush pressure selection, built-in battery charging, easy fill and easy emptying facilities, with added traction power drive for the 6055T model which is essential if inclines or ramps are involved.

TGB6055/T
Brush Speed **100** rpm
Tank Capacity **60** L



POWERFUL Cleaning Results

Powerful wet pick-up with heavy-duty Polyform tanks and TwinFlo vacuum motor.

CLEAN, DRY & SAFE Floors in Minutes

Consistent, quick and high-quality cleaning results, wherever they're needed.

CORDLESS FREEDOM, Flexibility & Safety

Total freedom, flexibility and safety of cable-free operation.

USER-Friendly Features

Incorporating user-friendly, colour-coded controls.

VERSATILE Convenience

Just plug and go with convenient on-board charging system.



Polyform Tanks
Heavy-duty clean and dirty water tanks.

Skirt Buffers
Providing wall and door protection.

Tilting Brush Deck
Easy brush / pad change and storage.



User-friendly Controls
Simple to set-up and easy to use, by any operator.

Easy Maintenance
Easy access to batteries and fuses.

Clean, Dry & Safe Floors
Our blades deliver optimum cleaning results.

Model	TGB6055	TGB6055T
Tank Capacity (L)	60	60
Vac Motor (W)	400	400
Brush Motor (W)	300	300
Deck (MM)	550	550
Brush (MM)	550	550
Pad (MM)	508	508
NET Weight (KG)	165.0	172.5
Power Volts (V / Ah)	2x12 (24 / 100)	2x12 (24 / 100)
Runtime (HRS)	2.25	2.25
Recharge Time (HR)	8	8
Brush Speed (RPM)	100	100
Dimensions WxLxH (MM)	560x1425x1120	560x1425x1120



TGB6055 control panel

Numatic Assist
See pages 10-11 for more information

Look out for the logo to make sure you're getting a...



GENUINE Numatic PART

TGB8572 Walk-behind Dual Brush Scrubber Dryer

Powerful cordless cleaning achieved with dual brush design, large 85L capacity and wide 720mm cleaning width, producing clean floors in no time at all, with less time spent on emptying and refilling!

The dual brush design allows for increased pressure from the brushes to the floor, perfect for areas that see heavy traffic and require a deep clean.



POWERFUL
Cleaning Results
Powerful wet pick-up with dual brush design, providing deep cleaning.

CLEAN, DRY & SAFE
Floors in Minutes
Consistent, quick and high-quality cleaning results, wherever they're needed.

CORDLESS FREEDOM,
Flexibility & Safety
Total freedom, flexibility and safety of cable-free operation.


USER-Friendly Features
Incorporating user-friendly, colour-coded controls.

VERSATILE Convenience
Just plug and go with convenient on-board charging system.

Model	TGB8572
Tank Capacity (L)	85
Vac Motor (W)	400
Brush Motor (W)	600
Deck (MM)	2 x 370
Brush (MM)	2 x 370
Pad (MM)	2 x 360
NET Weight (KG)	270.0
Power Volts (V / Ah 200)	4x12 (24)
Runtime (HRS)	5
Recharge Time (HR)	8-10
Brush Speed (RPM)	150
Dimensions WxLxH (MM)	762x1513x1144



DUAL BRUSH Design
Powerful cleaning with wide-track design.



Easy Maintenance
Easy access to batteries and fuses.



Traction Speed Control
Set desired speed as required, depending on floor type.

Key Ignition Switch
Simply turn the key to position 1 to get started.

Water Flow Rate
Stay in control of how much water is required throughout the cleaning cycle.

Emergency Stop
In an emergency, strike the stop button and the machine will be disabled.



CRG8055 Compact Ride-on

The CRG8055 will go into places where bigger machines are not suitable and anything smaller is just too small.



Numatic Assist
See pages 10-11 for more information

CRG8055
Brush Speed **150**rpm
Tank Capacity **80**L

- POWERFUL Cleaning Results**
Go where bigger machines are not suitable and anything smaller is just too small.
- CLEAN, DRY & SAFE Floors in Minutes**
Consistent, quick and high-quality cleaning results, wherever they're needed.
- COMPLETE Cleaning Control**
Fully adjustable speed control and easy access to batteries and fuses.
- PROMOTES Safety**
Anti-tip system, emergency stop, horn, power-off key and hazard warning light.
- STAY CLEANING for Longer**
Huge 80L capacity, 150rpm brush speed and 550mm brush width (CRG8055) or 2 x 370mm brush width (CRG8072).

CRG8072 Compact Dual Brush Ride-on

All the benefits of CRG compact design with added wide-track cleaning.

The CRG8072 brings all the features of the popular 8055 model with an additional 30% scrub width. The 2 x 370mm brush configuration provides an astonishing 720mm cleaning width on a ultra compact Ride-on. More cleaning... same user convenience.

CRG8072
Brush Speed **150**rpm
Tank Capacity **80**L

Promotes Safety
Be easily seen and heard with the hazard warning light, horn and emergency stop button.

FlexiFill Hose
Simple and safe emptying filling with the FlexiFill hose.

Versatile Convenience
Just plug and go with on-board charging.

Simple Brush/ Pad Change
Easy access for brush and pad change.


Anti-tip System
Take sharp turns and corners safely with the anti-tip system.

Powerful Cleaning
Dual 720mm Scrub Brushes.

DUAL BRUSH Design
Powerful cleaning with wide-track design.

Hazard Warning Light

Model (Ah)	CRG8055 - (100 / 120)
Tank Capacity (L)	80
Vac Motor (W)	400
Brush Motor (W)	600
Traction Drive (W)	400
Deck (MM)	550
Brush (MM)	550
Pad (MM)	508
Drive Speed (KM/h)	6 (Max)
NET Weight (KG) (Ah 100 / 120)	188.0 / 200.0
Power Volts (V / Ah 100 / 120)	2x12 (24)
Runtime (HR) (Ah 100 / 120)	2 / 3
Brush Speed (RPM)	150
Dimensions WxLxH (MM)	805x1460x1160



Model (Ah)	CRG8072 - (100 / 120)
Tank Capacity (L)	80
Vac Motor (W)	400
Brush Motor (W)	600
Traction Drive (W)	400
Deck (MM)	720
Brush (MM)	2 x 370
Pad (MM)	2 x 360
Drive Speed (KM/h)	6 (Max)
NET Weight (KG) (Ah 100 / 120)	208.0 / 220.0
Power Volts (V / Ah 100/120)	2x12 (24)
Runtime (HR) (Ah 100/120)	2 / 3
Brush Speed (RPM)	150
Dimensions WxLxH (MM)	948x1460x1160

TRG720 The All-rounder Ride-on

Providing cordless convenience with longer runtime, 720mm scrub width and on-board charging system.

Designed to provide long, simple and reliable service day in, day out, with powerful and professional results, whatever the environment.

POWERFUL Cleaning Results

Powerful and professional results, whatever the environment.

CLEAN, DRY & SAFE Floors in Minutes

Consistent, quick and high-quality cleaning results, wherever they're needed.

COMPLETE Cleaning Control

Intuitive dashboard with operator controls and colour-coded controls.

PROMOTES Safety

Anti-tip system, emergency stop, horn, power-off key and hazard warning light.

ENHANCED Specification

The traction controller gives improved drivability and manoeuvrability, with a slow start/stop feature, smooth acceleration/deceleration and auto slow-down on tight turns.



Promotes Safety

Be easily seen and heard with the hazard warning light, horn and emergency stop button.

Adjustable Floor Tool

Easy lifting and lowering of the precision engineered floor tool.

Stay Cleaning for Longer

Less time spent emptying and refilling and more time cleaning with huge 120L capacity.

Simple Brush / Pad Change

Easy access for brush and pad change.

Clean, Dry & Safe Floors

Our blades deliver optimum cleaning results.

120L capacity with a fixed 720mm twin brush power head, the TRG720 is ready to go.



Nu-Assist

See pages 10-11 for more information



TRG720
Brush Speed **150** rpm
Tank Capacity **120** L



Control Panel


Model (Ah)	TRG720 - (200 / 300)
Tank Capacity (L)	120
Vac Motor (W) 2-Stage / 3-Stage	400 / 600
Brush Motor (W)	600
Deck (MM)	720
Brush (MM)	2 x 370
Pad (MM)	2 x 360
Drive Speed (KM/h)	6 (Max)
NET Weight (KG)	357.0 / 422.0
Power Volts (V / Ah 200)	4x12 (24)
Power Volts (V / Ah 300)	6x12 (24)
Runtime (HR) (Ah 200 / 300)	3.5 / 5.5
Recharge Time (HR)	8-12
Brush Speed (RPM)	150
Dimensions WxLxH	948x1752x1385



Drive Wheel Protector



Easy Brush Change



Simple to Remove Filters

TTV678G Variable Brush Width Ride-on

True cordless convenience and customisation by choice of 3 scrubbing widths and longer runtime.

One machine, 3 different working widths: 650, 750 and 850mm and all set with a simple selection lever. This doesn't even need tools – anybody can do it, just set the width you require and you're ready to go.

POWERFUL Cleaning Results

3-in-1 brush system provides a choice of scrubbing widths for almost any surface.

CLEAN, DRY & SAFE Floors in Minutes

Consistent, quick and high-quality cleaning results, wherever they're needed.

COMPLETE Cleaning Control

Fully adjustable speed control, easy access to batteries and fuses and simple brush changes.

PROMOTES Safety

Anti-tip, emergency stop button, horn, power off key and hazard warning light.

USER-FRIENDLY Features

Incorporating user-friendly, colour-coded controls.

TTV678G
Brush 50 - Speed 200rpm
Tank Capacity 120L



Easy Maintenance
Easy access to batteries and fuses.

Water Flow Rate / Brush Speed / Chemical Mix
Set automatic Water Flow Rate, Brush Speed and Chemical Mix as required, depending on floor type.

Charger Status Light
Whilst the batteries are charging, clearly see the status of the charge phases.

Key Ignition Switch
Simply turn the key to position 1 to get started.


Operator Pre-sets
Pre-set your cleaning requirements, ready to go for the task ahead.

Battery Meter Display
Whilst in use, quickly see the charge level of the batteries; when fully charged all the lights are illuminated.

Emergency Stop
In an emergency, strike the stop button and the machine will be disabled.



The Vario TTV678G, three brush widths in one system.

The unique arrangement of 3 independent scrubbing heads which, by virtue of a simple selection lever, can provide a choice of scrubbing widths which, with the addition of a selection of brushes and pads, can provide customised performance on almost any surface application.



Numatic Assist

See pages 10-11 for more information



Model (Ah)	TTV678G - (300 / 400)
Tank Capacity (L)	120
Vac Motor (W)	600
Brush Motor (W)	3x400
Traction Drive (W)	600
Brush / Pad (MM)	3x300
Scrub Widths (MM)	650 / 750 / 850
Brush Speed (RPM)	50 / 100 / 150 / 200
Drive Speed (KM/h) (Max)	7
NET Weight (KG) 300 / 400Ah	500.0 / 566.0
Power Volts (V / Ah 300)	6x12 (24)
Power Volts (V / Ah 400)	8x12 (24)
Runtime (HR) (Ah 300 / 400)	3.5 / 4.5
Recharge Time (HR)	8-12
Dimensions WxLxH	1054x1676x1425

Brushes and Pad Drives

Careful selection of quality brushes and pads will ensure your FloorCare machine always operates at its best.

1

Polyscrub Brush
General scrubbing duties suitable for most floor types.

2

244NX Nyloscrub Brush
Suitable for when lighter scrubbing is required. Supplied as pack of 2.

3

Nyloscrub Brush
Suitable for when lighter scrubbing is required.

4

Union Mix Polish Brush
Ideal for polishing uses a well-proven mix of high quality bristles for optimum results.

5

244NX Long-life Scrubbing Brush
Can provide extended cleaning life in comparison to standard scrubbing brushes. Supplied as pack of 2.

6

Long-life Scrubbing Brush
Can provide extended cleaning life in comparison to standard scrubbing brushes. Suitable for general scrubbing.

7

Long-life Light Scrubbing Brush
Can provide extended cleaning life in comparison to alternative light scrubbing brushes. Suitable for light scrubbing and polishing.

8

Nyloscrub Cylinder / Long-life Cylinder Brush
Replacement cylinder brushes for TT1535G available in two material specifications.

9

Floortec Heavy Duty Scrubbing / Stripping Brush
Can provide extended cleaning life in comparison to alternative heavy duty scrubbing brushes. Suitable for heavy duty scrubbing.

10

244NX PadLoc Drive Board
A simple, effective and easy to use system. Pads are located securely and perfectly centred every time. Supplied as pack of 2.

11

PadLoc Drive Board
A simple, effective and easy to use system. Pads are located securely and perfectly centred every time. Suitable for general use.

12

NuLoc2 Drive Board
Alternative to PadLoc that may be required when using a rotary machine in certain circumstances. Suitable for general use.

13

NLL Drive Board
Alternative to PadLoc that may be required when using a rotary machine in certain circumstances. Suitable for general use.

14

Flexi NuLoc2 Drive Board
Flexi specification provides optimum stability needed for 300rpm speed machines. NuLoc2 offers an alternative to PadLoc.

15


Porcupine Pad Holder
Can be used as an alternative pad drive board when required.

16

244NX NuPad Red
General use floor cleaning pad for hard floors. Removes light dirt and scuff marks. Supplied as pack of 10.

17

244NX NuPad White
Delicate surface cleaning pad for hard floors. Supplied as pack of 10.

18

244NX NuPad Green
Heavy-duty cleaning pad for hard floors. Removes dirt and scuff marks. Supplied as pack of 10.

19

244NX PU-PAD
High-efficiency floor cleaning pads. Suitable for use on all hard floors. More durable and efficient than a conventional melamine pad. Environmentally friendly. Supplied as pack of 2.

20

244NX Green Twister Pad
Specially developed with billions of microscopic diamonds. Suitable for use on hard floors. Supplied as pack of 2.

21

NuShine Topline Speed Burnish Pad
Burnishing pad for use with NuShine HNS1550 (500mm). Supplied as pack of 5.


22

NuPad Green
Heavy-duty cleaning pad for hard floors. Suitable for general daily cleaning jobs. Removes dirt and scuff marks. Supplied as pack of 5.


23

NuPad Red
General use floor cleaning pad for hard floors. Suitable for light and daily cleaning jobs. Removes light dirt and scuff marks. Supplied as pack of 5.


Specialised Brushes Rotary Machines Only

24


Wire Scarifying Brush
Suitable for scarifying a range of floor surfaces, typically used in preparation of concrete flooring.

25

Sandotex Disc Drive
Highly abrasive disc for use on rotary machine.

26

Carbotex Grinding Disc
Carbon based discs provide high abrasive properties with long-life.

27

Heavy Duty Scarifying Disc - Spirotex 6-Head
Heavy duty scarifying board fitted with 6 wire Spirotex heads.

Type	Image No.	Description	Brush / Pad Size mm	Part Number	Rotary Floor Cleaners						TwinTec						Ride-on / Vario					
					HFM1015 / HFM1515 HFM1523 / NR1500S	HFM1530	HFM1545	HFT1530	HNS1550	NLL332	NUC244NX	TT1535G	TT1840 / TTB1840NX	TGB3045 / HGB3045 TT4045G / TGB4045	TT4055G / TGB4055T	TGB6055 / TGB6055T	TT6650G	TGB8572	CFG8055	CFG8072	TRG720	TTV678G
Brushes	1	Polyscrub Brush	330 370 400 450 550 650	606033 903449 606105 606203 606028 606021		•		•					•					•x2		•x2	•	
	2	244NX Nyloscrub Brush Pack of 2	220	911931								•x2					•					
	3	Nyloscrub Brush	330 370 450 550 650	606556 903994 606204 606550 606554		•		•						•				•		•	•	
	4	Union Mix Polish Brush	330 400 450	606104 606102 606202		•	•	•	•					•								
	5	244NX Long-life Scrubbing Brush Pack of 2	220	913800								•x2										
	6	Long-life Scrubbing Brush	370 450 550 650	606302 606306 606551 606555		•			•					•					•		•	
	1	Octo Polyscrub Brush	300	606152																		
	3	Octo Nyloscrub Brush	300	606151																		•x3
	6	Octo Long-life Brush (Green)	300	606153																		•
	N/A	Octo Long-life Brush (Red)	300	606327																		•
7	Long-life Light Scrubbing Brush (Red)	370 450 550	606303 606307 901050		•			•					•							•	•	
8	1535 Nyloscrub Cylinder Brush		606225								•				•	•				•		
8	1535 Floortec Cylinder Brush		606226								•											
9	Floortec Heavy Duty Scrubbing / Stripping Brush (Black)	450	606305		•			•														
PadLoc	10	244NX PadLoc Drive Board (Black) Pack of 2	225	911844							•x2		•					•			•	•
	11	PadLoc Drive Board (Black)	360 400 500 600	606400 606401 606403 606404		•			•					•		•			•			
	11	Octo PadLoc Drive Board	300	606406																		•
NuLoc2	12	NuLoc2 Drive Board	360 400 500 600	900524 900525 900526 900717		•			•				•		•	•			•		•	
		Octo NuLoc2 Drive Board	300	900719													•					
	13	NLL Drive Board	330	606111																		•
	N/A	High Speed Spider NuLoc2 Drive Board (450rpm) (HFM1545)	400	606078				•														
	14	Flexi NuLoc2 Drive Board (300rpm) (HFM / NR)	400	900528			•			•												
Other	15	Porcupine Pad Holder	400	606700		•			•													
	21	NuShine Topline Speed Burnish Pad Pack of 5	500	901622						•												
NuPad	16	244NX NuPad Red Pack of 10	225	912353							•											
	17	244NX NuPad White Pack of 10	225	912354							•											
	18	244NX NuPad Green Pack of 10	225	912352							•											
	19	244NX PU-PAD Pack of 2	225	912356							•											
	20	244NX Green Twister Pad Pack of 2	225	912355							•											
	22	NuPad Green Pack of 5	355	913228									•									
Specialised	23	NuPad Red Pack of 5	355	913226									•									
	24	Wire Scarifying Brush	400	606207		•																
	25	Sandotex Disc Drive	400	606209		•																
	26	Carbotex Grinding Disc	400	606208		•																
	27	Heavy Duty Scarifying Disc Spirotex 6-Head	400	606211		•																

Guidance only - Each application should be assessed before selection of brush / pad. Specification subject to change without prior notice.

Supplied with standard machine

Using genuine Numatic accessories will ensure you achieve the best results from your FloorCare machine.

Each accessory is developed with professional cleaners in mind, good quality design makes all the difference when a task is repeated day after day.

Hurricane and NuSpeed Accessories



HFT / HFM Solution Tank PN:606890



NR Solution Tank PN:606084



NLL Solution Tank PN:606101



244NX Solution Tank PN:913825



HFM / NPR Dustrol Kit (Grey) PN:906412

HNS1550 Dustrol Kit (Grey) PN:906414

NR Dustrol Kit (Grey) PN:606056

HFM / NR Dustrol Control Brush Ring (Also Standard With Dustrol Kits) PN:606079



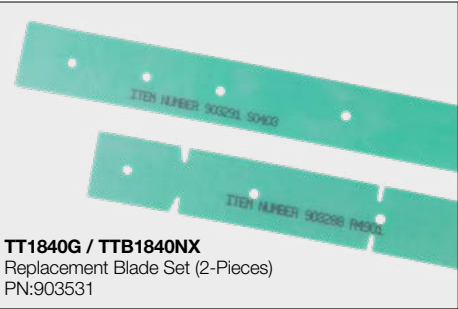
HNS / HFM Micro HEPA Filter Dustrol Kit (Grey) PN:913060

NR Micro HEPA Filter Dustrol Kit (Grey) PN:913061


TwinTec / Vario Blade Sets




244NX Replacement Blade Set (2-Pieces) PN:913810



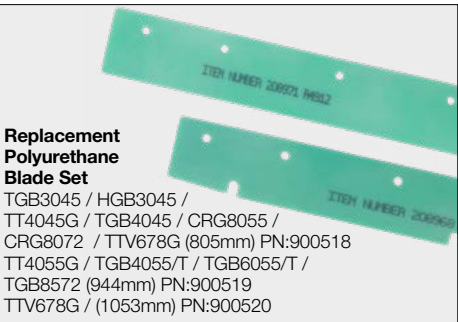
TT1840G / TTB1840NX Replacement Blade Set (2-Pieces) PN:903531



TT1535G Replacement Rubber Blade Set (4-Pieces) PN:606057



TT1535G Optional Replacement Polyurethane Blade Set (4-Pieces) PN:606091



Replacement Polyurethane Blade Set
TGB3045 / HGB3045 / TT4045G / TGB4045 / CRG8055 / CRG8072 / TTV678G (805mm) PN:900518
TT4055G / TGB4055/T / TGB6055/T / TGB8572 (944mm) PN:900519
TTV678G / (1053mm) PN:900520

TwinTec / Vario Floor Tools



Aluminium Floor Tool
Red polyurethane blades included
244NX PN:913830



Plastic Floor Tool Polyurethane
TT / TTB Blade
PN:903532



Aluminium Floor Tool
Adjustable wheels & green polyurethane blades included
TGB3045 / HGB3045 / TT4045G / TGB4045 / CRG8055 / CRG8072 / TTV678G (650) PN:904691
TT4055G / TGB4055/T / TGB6055/T / TGB8572 (750) PN:904699
TTV678G (850) PN:904694

TwinTec / Vario Accessories



All TT / TGB Machines
Wander Floor Kit (32mm)
(Except TT / TTB1840NX) PN:607250



All TGB / TRG / TTV Machines
Wander Floor Kit (38mm),
TGB PN:606193, TRG / TTV PN:606182
(Except TT / TTB1840NX)



CRG Machines
Wander Floor Kit (38mm), C/W Fitting Kit
PN:903183



TTV678G
38mm Emptying Hose Extension PN:606186



TwinTec / Vario
Emptying Hose Extension Kit PN:609100



TTV678G
Battery LED Front Light Kit PN:606170

NR Optional Spraytec Kit PN:606054

HFM / HNS Optional Spraytec Kit PN:606325




NR 10kg Weight
NR1500S
PN:606113

HFM 10kg Weight
HFM1500S /
HFM1515
PN:606077



TwinTec / Vario
Aluminium Floor Tool Wide Angle Adjustable Castor
Plate Upgrade Kit
PN:908027 (Black), 908028 (Red)



CRG Spray Mop Mounting Kit
PN:903182



CRG / TRG / TTV Caddy Kit (Red)
CRG PN:902505 (shown above)
TRG / TTV PN:902739



TRG / TTV Replacement Seat Cover
PN:604053



Cable Roll Extension for Mains Machines
20m Cable Roll Extension
UK PN:612002
EUR PN:612003

NX300 Battery
NX300 Battery PN:909996
NX300 Charging Dock PN:911334
NX300 Mains Cable for Charging Dock:
UK PN:912365
AUS/NZ PN: 912360
EURO PN: 912361
N.AMERICA PN: 912362
S.AFRICA PN: 912363
SWISS PN: 912364
JPN PN: 913041

